

Covering the TI99/4A, the Myarc 9640 and compatibles

MICROpendium

Volume 4 Number 6

July 1987

\$1.50





Lone Star quilt pattern

See Page 10

Pastors' User Group

See Page 25



Junkman Junior

See Page 28

.....Texas Instruments TI-99/4A — COMPUTERS, COMPONENTS AND SOFTWARE.....

TEX+COMPTM

America's Number One TI computer retailer
TI-99/4 PRODUCTS AT PROFESSIONAL PRICES

The largest selection of software for the TI-99/4A



Tex Comp continues to stock the world's largest selection of TI Software. The TI Software library on module, disk and cassette was developed from 1979-1983 at a cost of millions and is considered the best in the home computer software field. TI utilized the talents of such industry leaders as Scott Forsman, Milton Bradley, Microsoft Corp., Scott Adams, Addison Wesley Publishing, DLM, Milliken Publishing, Scholastic Inc., Imagic, Spinnaker and the list goes on and on.

MANAGEMENT

INFORMATION MANAGEMENT MODULES

PHM 3008	Home Financial Decisions	4.95
PHM 3007	Household Budget Mgt.	4.95
PHM 3012	Securities Analysis	19.95
PHM 3013	Personal Record Keeping	15.95
PHM 3016	Tax/Inves Rec Keep (Disk Req.)	4.95
PHM 3022	Personal Real Estate	4.95
PHM 3044	Personal Report Generator	10.95
PHM 3035	Terminal Emulator II	9.95
PHM 3111	TI Writer (word processing)	29.95
PHM 3113	Multiplan (spreadsheet)	24.95

DISKETTE PROGRAMS

PHD 5001	Mailing List (PIO Upgrade)	12.95
PHD 5003	Personal Financial Aids	9.95
PHD 5021	Checkbook Manager	9.95
PHD 5022	Finance Manager	19.95
PHD 5024	Inventory Management	19.95
PHD 5027	Invoice Management	19.95
PHD 5029	Cash Management	19.95
PHD 5038	Lease/Purchase Decisions	9.95
PHD 5075	TI Writer/Multipan Upgrade	9.95

CASSETTE PROGRAMS

PHT 8003	Personal Financial Aids	9.95
PHT 8038	Lease/Purchase Decisions	9.95

EDUCATION

MODULES

PHM 3002	Early Learning Fun	4.95
PHM 3003	Beginning Grammar	4.95
PHM 3004	Number Magic	4.95
PHM 3008	Video Chess	14.95
PHM 3010	Physical Fitness	9.95
PHM 3020	Music Maker	9.95
PHM 3021	Weight Control & Nutrition	10.95
PHM 3109	TI Logo II (32K req.)	19.95
PHM 3015	Early Reading (Speech)	9.95
PHM 3043	Reading Fun	9.95
PHM 3046	Reading On	9.95
PHM 3047	Reading Roundup	9.95
PHM 3048	Reading Rally	9.95
PHM 3082	Reading Flight	9.95
PHM 3027	Addition & Subtraction I	9.95
PHM 3028	Addition & Subtraction II	9.95
PHM 3029	Multiplication I	9.95
PHM 3048	Division I	9.95
PHM 3050	Numeration I	9.95
PHM 3051	Numeration II	9.95
PHM 3059	Scholastic Spelling 3	9.95
PHM 3060	Scholastic Spelling 4	9.95
PHM 3061	Scholastic Spelling 5	9.95
PHM 3062	Scholastic Spelling 6	9.95
PHM 3088	Computer Math Games VI	9.95
PHM 3090	Milliken Addition	9.95
PHM 3091	Milliken Subtraction	9.95
PHM 3092	Milliken Multiplication	9.95
PHM 3093	Milliken Division	9.95
PHM 3094	Milliken Integers	9.95
PHM 3098	Milliken Number Readiness	4.95
PHM 3099	Milliken Laws of Arithmetic	4.95
PHM 3100	Milliken Equations	4.95
PHM 3101	Milliken Means of Formulas	4.95
PHM 3114	Alligator Mix	8.95
PHM 3115	Alien Addition	8.95
PHM 3117	Dragon Mix	8.95
PHM 3118	Minus Mission	8.95
PHM 3119	Meteor Multiplication	8.95
PHM 3177	Face Maker	9.95
PHM 3178	Story Machine	9.95

DISKETTE PROGRAMS

PHD 5009	Music Skills Trainer	9.95
PHD 5018	Market Simulation	9.95
PHD 5030	Speak & Spell (Speech Ed Req.)	9.95
PHD 5031	Speak & Math (TE II Req.)	9.95
PHD 5042	Spell Writer (TE II Req.)	9.95
PHD 5028	Bridge Bidding I	9.95
PHD 5039	Bridge Bidding II	9.95
PHD 5041	Bridge Bidding III	9.95
PHD 5020	Music Maker Demo (Module Req.)	9.95

CASSETTE PROGRAMS

See disk versions for requirements i.e. TEII

PHT 6009	Music Skills Trainer	8.95
PHT 6011	Computer Music Box	8.95
PHT 6018	Market Simulation	8.95
PHT 6031	Speak & Math	9.95
PHT 6042	Spell Writer	9.95
PHT 6028	Bridge Bidding I	9.95
PHT 6039	Bridge Bidding II	9.95
PHT 6041	Bridge Bidding III	9.95

BRIGHT BEGINNINGS SERIES (MBX REQUIRED)

PHM 3154	Terry Turtle's Adventure	9.95
PHM 3155	I'm Hiding	9.95
PHM 3156	Honey Hunt	9.95

ARCADE PLUS SERIES

PHM 3149	Space Bandit	9.95
PHM 3151	Bigfoot	9.95

HOME ENTERTAINMENT

MODULES

PHM 3023	Hunt the Wumpus	4.95
PHM 3024	Indoor Soccer	8.95
PHM 3025	Mind Challengers	10.95
PHM 3030	Amazing	4.95
PHM 3052	Tombstone City	4.95
PHM 3053	TI Invaders	4.95
PHM 3054	Car Wars	4.95
PHM 3057	Munch Man	4.95
PHM 3056	Alpiner	4.95
PHM 3110	Chisholm Trail	4.95
PHM 3112	Parsec	5.95
PHM 3031	The Attack	4.95
PHM 3032	Blasto	4.95
PHM 3034	Hustle	6.95
PHM 3036	Zero Zap	8.95
PHM 3037	Hangman	8.95
PHM 3038	Connect Four	8.95
PHM 3067	Othello	9.95

Now Back in Stock—limited quantities!

TUNNELS OF DOOM

Module & disk or cassette (specify) \$9.95

PHM 3042

SPECIAL OFFER

Brand New Original Black & Silver TI-99/4A console only \$79.95. Runs all third party modules and comes with 1 year TI factory warranty.

*Shipping, handling & insurance on this special offer is \$10.00 (Continental U.S.) to any UPS deliverable address. HA, AL, Canada and APO slightly higher.

SPECIALS

Original TI Joysticks
\$7.95 (pair)

Replacement 99/4A
Keyboards
(plug in connection)
\$7.95

Replacement Console
Power Supply
(external transformer)
\$9.95


Dual Cassette Cable
\$5.95

Console Dust Covers
\$7.95

Texas Instruments TI-99/4A Home Computer

Tex-Comp purchased TI's inventory of these outstanding titles in order to continue its support of the TI-99/4A user, and also continually acquires inventory from leading retailers and distributors who have discontinued home computer sales.

With its five warehouses and financial resources, Tex-Comp has been able to assure you, the TI-99/4A user continued support.



PHM 3041T	Adventure & Pirate Adv. (Cass.)	6.95
PHM 3041D	Adventure & Pirate Adv. (Disk)	6.95
ADVENTURE SERIES ON CASS OR DISK (SPECIFY)		
	Adventureland	9.95
	Mission Impossible	9.95
	Voodoo Castle	9.95
	The Count	9.95
	Strange Odyssey	9.95
	Mystery Fun House	9.95
	Pyramid of Doom	9.95
	Ghost Town	9.95
	Savage Island I & II	9.95
	Golden Voyage	9.95
	Ironheart Adventure (Not Scott Adams)	9.95
	SPECIAL ALL ABOVE ADVENTURES ON DISK OR CASSETTE INCLUDING IRONHEART	29.95
	Buckaroo Bonzai	9.95
	Sorcerer of Claymorgue Castle	9.95
	Spiderman	9.95
	Hulk	9.95
	SPECIAL ALL FOUR + 2 BONUS ADVENTURES & HINT BOOK	29.95
	Specify Disk or Cassette	
DISKETTE PROGRAMS		
PHD 5002	TI-Trak (with new TEI Ver.)	9.95
PHD 5010	Mystery Melody	9.95
PHD 5015	Oldies But Goodies I	9.95
PHD 5017	Oldies But Goodies II	9.95
PHD 5025	Sat. Night Bingo (Speech) Ex-Basic	9.95
PHD 5037	Draw Poker (Ex-Basic Req.)	9.95
CASSETTE PROGRAMS		
PHT 6002	TI-Trak TE-II & Speech	9.95
PHT 6010	Mystery Melody	7.95
PHT 6015	Oldies But Goodies I	7.95
PHT 6017	Oldies But Goodies II	7.95
PHT 6026	Sat. Night Bingo (Speech) Ex-Basic	7.95
PHT 6037	Draw Poker (Ex-Basic Req.)	7.95
TI ARCADE STYLE MODULES AND RECENT RELEASES		
PHM 3149	Space Bandit (MBX Expansion System Recommended)	9.95
PHM 3151	Bigfoot	9.95
PHM 3220	Microsurgeon	9.95
PHM 3219	Super Demon Attack	9.95
PHM 3224	Moonsweeper	9.95
PHM 3145	Sneggitt	4.95
PHM 3229	Hopper	9.95
PHM 3233	Burgerime	9.95
PHM 3194	Jawbreaker II	5.95
PHM 3227	Congo Bongo	15.95
PHM 3168	Treasure Island	11.95
PHM 3189	Return to Pirates Island	11.95
PHM 3226	Buck Rodgers	15.95
PHM 3225	Star Trek	9.95
PHM 3222	Fathom	11.95
PHM 3148	Munchmobile	15.95
PHM 3197	Stymolds	15.95
PHM 3131	Moonmine	9.95

NEW LOW
PRICE

NEW LOW
PRICE

COMPUTER PROGRAMMING AIDS

MODULES		
	New Super Extended Basic	59.95
PHM 3055	Editor Assembler	19.95
PHM 3058	Mini Memory (With Writer)	38.95
DISKETTE PROGRAMS		
PHD 5007	Teach Yourself 99/4A Basic	9.95
PHD 5019	Teach Yourself Ex-Basic	9.95
PHD 5004	Programming Aids I	9.95
PHD 5005	Programming Aids II	9.95
PHD 5012	Programming Aids III	9.95
PHD 5077	Programming Aids I, II, & III	24.95
PHD 5067	Beginning Basic Tutor	9.95
PHD 5078	Text to Speech (English)	9.95
PHD 5088	TI Forth (Ed Assem Req.)	19.95
PHD 5078	TI Forth Demo Disk (Ed Assem)	9.95
PHD 5079	Forth Source Code (2 Disks)	11.95
CASSETTE PROGRAMS		
PHT 6006	Programming Aids I	6.95
PHT 6007	Teach Yourself 99/4A Basic	6.95
PHT 6019	Teach Yourself Ex-Basic	6.95
PHT 6087	Beginning Basic Tutor	6.95

MATH AND ENGINEERING

DISKETTE PROGRAMS		
PHD 5006	Math Routine Library	9.95
PHD 5008	Electrical Engineering Lib.	9.95
PHD 5013	Graphing Package	9.95
PHD 5016	Structural Engineering Lib.	9.95
PHD 5044	AC Circuit Analysis	9.95
CASSETTE PROGRAMS		
PHT 6006	Math Routine Library	8.95
PHT 6008	Electrical Engineering Lib.	8.95
PHT 6013	Graphing Package	8.95
PHT 6016	Structural Engineering Lib.	8.95
PHT 6044	AC Circuit Analysis	8.95

TI-COUNT SMALL BUSINESS SOFTWARE

	General Ledger	89.95
	Accounts Receivable	89.95
	Accounts Payable	89.95
	Inventory	89.95
	Payroll	89.95
	Mail System	39.95

ALL 6 FOR \$349.95

Send for 1987 Tex-Comp catalog & buyer's guide only \$2.00 (comes with \$5 savings certificate)

Drastic Reductions



VISA and MASTERCARD
HOLDERS CALL DIRECT
(818) 366-6631
24 Hour Order Line

Send order and make checks payable to:

TEX+COMP

P.O. Box 33064, Granada Hills, CA 91344



AUTHORIZED DEALER

TERMS: All prices F.O.B. Los Angeles. For fastest service use cashiers check or money order. Add 3% shipping and handling (\$3.00 Minimum). East of Mississippi 4 1/2%. Add 3% for credit card orders. Prices and availability subject to change without notice. We reserve the right to limit quantities.

NOTE: Payment in full must accompany all orders—credit card, company check or money order for immediate shipment. Personal checks require up to 4 weeks to clear. California orders add 6 1/2% sales tax.

Contents

MICROpendium

MICROpendium is published 12 times annually in Round Rock, Texas. No material published in the pages of MICROpendium may be used without permission of the publisher. Computer user groups that have signed exchange agreements with MICROpendium may excerpt articles appearing in MICROpendium without prior approval.

While all efforts are directed at providing factual and true information in published articles, the publisher cannot accept responsibility for errors that appear in advertising or text appearing in MICROpendium. The inclusion of brand names in text does not constitute an endorsement of any product by the publisher. Statements published by MICROpendium which reflect erroneously on individuals, products or companies will be corrected upon contacting the publisher.

Unless the author specifies, letters will be treated as unconditionally assigned for publication, copyright purposes and use in any other publication or brochure and are subject to MICROpendium's unrestricted right to edit and comment.

Display advertising deadlines and rates are available upon request.

All correspondence should be mailed to MICROpendium at P.O. Box 1343, Round Rock, TX 78680. We cannot take responsibility for unsolicited manuscripts but will give consideration to anything sent to the above address. Manuscripts will be returned only if a self-addressed stamped envelope is included.

All editions of MICROpendium are mailed from the Round Rock (Texas) or Smithville (Texas) Post Office.

Mailing address: P.O. Box 1343, Round Rock TX 78680

Telephone: (512) 255-1512

Source: TI4596

CompuServe: 75156.3270

John Koloen.....Publisher

Laura Burns.....Editor

Coming next month

- Tutorial series on Mini-Memory begins
- Modifying your Speech Synthesizer connection
- More on Logo

Table of Contents

Regena on BASIC

Quilting by computer.....Page 10

Integrating machine code into Forth

A way to execute some routines faster.....Page 14

Improving the TIW CHARA1 file

Making the control codes easier to spot.....Page 22

Fowler's flagship TIBBS ceases

No more getting on line with the granddaddy of the TIBBS boards
.....Page 25

National group aids clergy TI users

Using the 99/4A ecumenically.....Page 25

More users groups

Find the one near you.....Page 26

Reviews

Junkman Junior.....Page 28

Avatex 1200/1200hc modem.....Page 30

Bubble Plane.....Page 31

Newsbytes

Coming fairs, an Advanced Video Processor Card and a new version of Asgard's Recipe Writer.....Page 33

User Notes

Testing your hand-eye coordination, running BASIC in XBASIC, and more about keeping your console cool.....Page 34

Classified.....Page 38

Sensational Prices!!! ... On Our Most Popular Hardware and Software!!

TOP QUALITY PERIPHERALS from

Mechatronic • CorComp • Myarc MECHATRONIC

TI Intern. This book contains a line by line listing of the TI 99/4A ROM and GROM chips with commentary.

41510 Book \$17.95

Extended BASIC II Plus. This Extended BASIC includes built-in extended statement set and graphics mode. Graphic functions require 32K.

41488 Cartridge \$79.95

TI Mouse w/TI-DOS. Requires Extended BASIC, disk system, 32K

41493 Mouse with DOS Disk \$119.95

80-Column Card. Full 80 columns on your TI screen!

41505 \$219.95

CORCOMP

Triple Tech. Board for PE Box includes clock/calendar, printer buffer, and speech synthesizer connection.

34643 \$138.00

34639 Clock/Calendar, Stand-alone \$79.95

34396 9900 32K Micro Memory, Stand-alone 32K \$99.95

The Memory Plus series

41070 256K Memory Plus Stand-Alone \$219.00

41633 512K Memory Plus Stand-Alone \$279.00

41051 256K Memory Plus Card \$196.00

41065 512K Memory Plus Card \$253.00

See "Best Selling Hardware" for more CorComp products.

MYARC

34324 256K Card \$179.00

42245 512K Card \$239.00

38179 Extended BASIC Level IV \$59.95

38395 256K Card with Extended BASIC Level IV \$249.00

42231 512K Card with Extended BASIC Level IV \$289.00

38198 512K Upgrade Kit for the 128K Card \$109.95

See "Best Selling Hardware" for more Myarc products.

MICROPENDIUM SPECIAL THE 39¢ DISKETTE!



Are you paying too much for diskettes? Try our first quality, prime, 5 1/4" diskettes (no rejects, no seconds) at these fantastic sale prices and save, save, **SAVE!** Disks are packaged in boxes of 50; each box contains 5 shrink-wrapped 10-packs that include diskettes in sleeves, labels, and write-protect tabs.

Each diskette is certified to be 100% error free and comes with a lifetime warranty (if you have a problem, we'll replace the diskette). All diskettes include hub reinforcement rings and write-protect notch.

Box of 50

32391 SS, DD Diskettes \$19.50

(39¢ each!)

32403 DS, DD Diskettes \$24.50

(49¢ each!)

★★★★★★★★★★★★★★★★



FREE!

"EVERYTHING BOOK"

For the

TI Home Computer

Order Item #25982

★★★★★★★★★★★★★★★★

AVAILABLE FROM
YOUR FRIENDS AT

**TENEX
Computer
Express**
T.M.

We gladly accept
mail orders!

P.O. Box 6578
South Bend, IN 46660

**Questions? Call
219/259-7051**

NEW
LOW
PRICE!



MicroPal® Extended BASIC

MicroPal's Extended BASIC package now includes two free software programs! Bestsellers **Typewriter** and **Name-It** from Extended Software are included in disk and cassette versions with complete manual — absolutely free!! You can immediately begin using the power of Extended BASIC for word processing and data base functions.



MicroPal Extended BASIC is unconditionally guaranteed to be 100% compatible with all programs written in TI Extended BASIC. With this powerful, high-level language, programmers

can have automatic access to the 32K memory expansion, utilize sprite graphics for smooth motion and animation, auto-load disk based programs, and add speech with a 400 word built-in vocabulary! Package includes Extended BASIC on a convenient plug-in cartridge with 240 page manual. Sug. Retail \$89.95

32967

ONLY \$49.95!!

MYARC GENEVE COMPUTER



Here's the good news... the new Myarc Geneve Computer you've been hearing about is to be shipping by press time! Imagine a computer that is 99/4A compatible but has the speed and incredible graphics capabilities that even IBM, Amiga, and Atari ST owners would envy!

The Geneve is truly a breakthrough... since it's offered on a card, and is compatible with your existing Expansion Box, disk controller, and RS-232 cards, its advanced features can be offered at a cost much lower than you would expect to pay for a system of this power and versatility!

Features include standard or enhanced keyboard, 80 column display, 640K of RAM plus 128K VDP RAM, and conversion instructions.


\$Call Today for Lowest Price!\$

BEST-SELLING HARDWARE!

STAR MICRONICS NX-10 PRINTER

41366

\$CALL



Latest model! Draft quality at 120 cps, near letter quality at 30 cps. 5K print buffer.

42250 PARALLEL PRINTER INTERFACE \$ 44.95

29784 CORCOMP RS-232 INTERFACE \$127.00

29802 CORCOMP 9900

MICRO-EXPANSION SYSTEM \$329.00

MYARC or CORCOMP RS-232 CARD \$ 79.95

32972 MYARC DISK CONTROLLER CARD \$169.95

29770 CORCOMP DISK

CONTROLLER CARD **SALE!** \$149.95

13315 CORCOMP 32K MEMORY CARD \$119.95

20164 BOX WITH POWER SUPPLY

for external disk drive \$ 59.95

31173 WICO 3-WAY

GATELOCK JOYSTICK \$ 24.95

10285 TI JOYSTICK ADAPTER \$ 4.95

42442 TAC 5™ JOYSTICK. Requires TI Adapter \$ 14.95

42086 SLIK STICK™ JOYSTICK. Requires TI Adapter \$ 6.95

13329 NAVARONE CARTRIDGE EXPANDER \$ 24.95



SHIPPING CHARGES

ORDER AMOUNT CHARGE

less than \$20.00 \$3.75

\$20.00-\$39.99 4.75

\$40.00-\$74.99 5.75

\$75.00-\$149.99 6.75

\$150.00-\$299.99 7.75

\$300 & up 8.75

Foreign Orders add \$4.00;

heavy items ship at actual cost

NO EXTRA FEE FOR CHARGES



We verify charge card addresses

**ORDER TOLL FREE
1-800-348-2778
INDIANA 1-800-225-6838**

Ad
M5P

NOTE: Due to publishing lead-times, product prices and specifications are subject to change without notice

Comments

Downloading the DOS on Geneve

Myarc released a partial version of its disk operating system for the Geneve in mid-July. The program turned up on all the national telecommunications networks overnight, as it were, available for downloading by anyone. The final version will likely first appear on the networks, too. The idea is to get it out as quickly as possible to as many users as possible. There's no concern about piracy, since the program will run only on the Geneve.

This operating system in progress is built around Myarc's GPL interpreter and is less an operating system than it is an environment. Through it you can load virtually any TI software — Extended BASIC, Editor/Assembler, Multiplan, etc. — and then load your favorite program — an Extended BASIC application or game, Forth, a spreadsheet, etc. Essentially, this version of M-DOS, admittedly unfinished, serves as a host for TI cartridges that have been saved to disk. One may also load Myarc's XBII. This version of M-DOS (numbered .8) also allows the user to select operating speeds, from one to five — five being the fastest. Multiplan runs in five, most other things can run in three. One is for the slower, timing-critical software. At this point, I don't know what that is.

The primary improvement of this version of M-DOS over the GPL interpreter is that it support most of the I/O functions that the interpreter didn't. Multiplan, for example, works fine. One can load and save spreadsheets with M-DOS .8, which couldn't be done with the GPL interpreter that was released in June. While I've encountered a couple of problems addressing a printer with this operating system — primarily through programs such as TI-Count — the problem has not been consistent. LISTing programs in Extended BASIC has been no problem.

ODDLY, I'VE HAD SOME PROBLEMS ACCESSING A DISK IN DRIVE 2 WHILE USING MULTIPLAN AND MYWORD, MYARC'S TI-WRITER UPGRADE. ONE THING THAT HAPPENED, AS IS EVIDENCED HERE, IS THAT AFTER FAILING TO ACCESS DRIVE 2 AND THEN SUCCESSFULLY ACCESSING DRIVE 1, THE TEXT MODE TURNED INTO UPPERCASE. THIS PARAGRAPH IS IN UPPERCASE SIMPLY BECAUSE I WAS NOT ABLE TO GET IT INTO LOWERCASE WITHOUT RELOADING MYWORD.

Rebooting the system ended the problem. I've also found that loading the help screen and then returning to the editor solves the problem, though I have no documentation to prove it.

It is nice to use a the 80-column Multiplan, with its much-increased speed. However, not all the functions of the 80-column version are called exactly as in the 40-column

version. (The 80-column Multiplan that I have is one of the earliest released by Myarc and may not have all the improvements that were planned.) Even so, Multiplan displays a disk directory in several columns, reducing if not eliminating the need to page through a disk to find a file to load.

Geneve users should be thrilled that Myarc released M-DOS at this time. I was afraid that the company was going to wait until a final product was ready, thus frustrating those who have the machine but not software. At least now most users should be able to run their TI software and get accustomed to the new machine. I don't buy the argument that a company should wait until everything is perfected before issuing a product such as a new computer. Virtually every company, from Apple to Atari and IBM, releases machines and software before they have been perfected. To wait until every bug is corrected could cost them the market. I don't necessarily agree with this approach, but it is the way that many computer companies do business. And with far more expensive devices than a \$500 CPU.

The biggest drawback, at this point, is the absence of documentation for My-Word and the 80-column Multiplan. It's frustrating to know that My-Word is a souped-up word processor and not be able to take advantage of its features because I don't know what they are. The Geneve manual remains irrelevant, though this should change when the final M-DOS is released.

Although we promoted a review of M-DOS in last month's edition, the current status of the program is such that a review isn't feasible. Too much can change between this version and the final version, and I'm already confused enough.

MACK HAS LEFT THE FOLD

Sad to say, our technical editor, Mack McCormick, has resigned his position. Recently promoted to major, Mack is becoming too busy with his military duty in Europe to continue writing for MICROpendium. We'd like to hear from others who can pick up where Mack left off.

TI/IBM CONNECTION

CorComp's cartridge that translates PC text files for use with the 99/4A, and vice versa, could turn into a very popular piece of software. I've tried it, and it works. It's faster than a similar program that we use to translate articles for use by our typesetter. At \$49.95, it's also a lot cheaper. Already, in response to initial users, CorComp has rewritten the documentation, though I found the program to be easy to use even without documentation. The program is available from Tex-Comp. Unfortunately, it runs only with the CorComp disk controller, so those with Myarc or TI are out.

—JK

PRINTER SALE

stair 

NX-10

\$199⁹⁵

Plus S&H

Priced At Only


- Outstanding Print Quality
- High-Speed Draft and Fine Near-Letter-Quality Printing
- Front Control Panel for Easy Operation
- Tractor and Friction Feeds
- IBM™ and Epson™ Compatible
- Full One-Year Warranty



**THE BEST
TI-99/4A PRINTER VALUE
ISN'T MADE BY
TEXAS INSTRUMENTS.**

TEX-COMP HAS MADE A GREAT SPECIAL PURCHASE ON THIS GREAT FULLY TI-99/4A COMPATIBLE PRINTER. GREAT SPEED, GREAT GRAPHICS AND GREAT NEAR LETTER QUALITY. AT THIS SPECIAL PRICE YOU ALSO RECEIVE A FREE PRINTER CLEANING KIT, A FREE NX10 DEMO DISK FOR THE TI-99/4A AND A \$5.00 DISCOUNT ON A TI-99/4A PRINTER CABLE (reg.\$24.95)

Extra Super Long Life Ribbons are only \$7.95 ea.



INTRODUCING

**➡ The Real
TI/IBM
Connection ⬅**



THE ULTIMATE SOLUTION TO TI-99/4A COMPATIBILITY!!!

AT LAST! AN EASY TO USE PROGRAM THAT LETS YOUR TI-99/4A TALK TO YOUR IBM PC. THIS AMAZING SOFTWARE PROGRAM ON MODULE FROM CORCOMP ALLOWS YOU TO TRANSFER TEXT FILES FROM IBM TO TI OR VISA VERSA. IMAGINE TAKING YOUR TI WRITER FILE TO WORK AND EDITING IT AND PRINTING IT ON THE IBM PC SYSTEM. REQUIRES A CORCOMP CONTROLLER CARD OR 9900 SYSTEM AND TWO DS/DD DRIVES.

FEATURES: Rename & Delete any file on the IBM or TI Disk, Copy any ASCII text file from IBM disk to TI disk, Copy VAR 80 files from TI disk to IBM disk, Complete documentation. ONLY \$49.95 +s&h. Deduct \$10 if ordered with a CORCOMP Disk Controller or 9900 sys.

Send order and make checks payable to

TEX-COMP

PO BOX 33064 - GRANADA HILLS, CA 91344



AUTHORIZED DEALER



VISA and MASTERCARD
HOLDERS CALL DIRECT
(818) 366-6631
24 Hour Order Line

TERMS: All prices FOB Los Angeles. For fastest service use cashiers check or money order. Add 3% shipping and handling (\$3.00 Minimum). East of Mississippi 4 1/2%. Add 3% for Credit Card orders. Prices and availability subject to change without notice. We reserve the right to limit quantities.

NOTE: Payment in full must accompany all orders. Credit card. Company check or Money order for immediate shipment. Personal Checks require up to 4 weeks to clear. California orders add 6 1/2% sales tax.

© 1987 TEX-COMP

Feedback

More about modifying consoles

I read with interest . . . an article describing how a fellow had added 128 more bytes of 16 bit CPU RAM inside the console. He is to be commended for his effort. I am writing, however, to inform you that for almost two years now I have been running a couple of consoles which I have modified to include the full 32K on the 16 bit data bus.

A number of people in this area have also made the conversion and are quite happy with it. Programs will operate up to twice as fast, and the only problems encountered are when the programmers didn't follow TI's guidelines for accessing VDP, namely, waiting between each byte written or read. M/L programmers will know what I mean. Fortunately, these problems are very rare.

I have published [articles on how to build the two versions of this memory for two respective consoles] in The Clubline 99, Hamilton's newsletter/magazine. Incidentally, if anyone wants copies of those articles, contact Clubline at P.O. Box 1005, Station A, Hamilton, Ontario, Canada L8N 3R1.

Remember to specify which console you intend on modifying (black/silver or beige).

Ron Marissen
St. Thomas, Ontario, Canada

Language compiler desired by user

Word processors still aren't fast enough to set up for short notes.

There has been a lot more growth in TI99/4A software and hardware than I would have thought possible after "Black Friday," but as far as I'm concerned there has been no movement in the most necessary direction.

That is, a modern, structured language compiler. I would like to leap ahead and have Modula-2 but if only a structured BASIC would sell I can accept that. C99 is a joke—I told them don't send it to me if the floating point functions aren't full C; and you know how bad they are. I refused

to pay.

Hank Hudgins
Sussex, New Jersey

Program line lengths

I would like a question answered on the entry of TI99/4A computer programs out of magazines.

I have tried to type in the file dump program in hex and ASCII from your June 1987 issue but the lines in 180 are too long to fit in my computer. What are you or am I doing wrong? Why do you people do this to the public? We depend on you for good programs and they always end up with the lines too long. I would really like to know why this happens.

James H. Webb Jr.
Tampa, Florida

Extra long program lines are entered by using the FCTN REDO key. For example, you would begin by entering as much of the program line as possible. The cursor will not move after the fifth line but will stay at the lower righthand corner of the line. Press enter. Now press FCTN REDO and the line will reappear. Position the cursor as the end of the program line and continue typing.

We have published this information in previous issues and neglected to point it out again in the article you mention.

Questions regarding system upgrades

As a long time subscriber I want to express my appreciation for your fine service to those of us who own a TI99/4A and ask your assistance with a problem many of us face, specifically, how do we upgrade our hardware to add disk capability and how do we put our cassette programs onto the disk without rekeying?

My basic system consists of a TI99/4A console, a cassette player and an Axiom GP-100TI printer. I have studied the ads for the CorComp Expansion System but do not know what parts I need (full size vs. half height, SS/SD vs. DS/DD disk drive?) and most importantly whether the expansion system has a side port for my Axiom printer, speech synthesizer and TI thermal

printer.

If expansion to disk capability can be done, then comes the question of my extensive software collection currently on cassette tape. Can I load the programs into the computer and "save" them onto the disk?

I know these questions may seem easy to experienced TI operators but they are of overwhelming concern to me and many other TI99/4A owners who would like to grow with our machine.

Steve Gendle
Fountain Hills, Arizona

CorComp recommends 1/2 height drive for its expansion system. Yes, any device meant to be daisy-chained through a side port may be connected to the system. With the proper cabling, an Axiom printer will work with the system.

As for transferring cassette software to diskette, many BASIC programs can be transferred simply by loading them from cassette into memory and then saving them to disk. Long cassette programs may create a problem because not all of the console memory available to a cassette system is available to a disk system. The reason being that a disk system takes up about 1K of the RAM memory in the console. Thus, while you may be able to load a 12K+ program from cassette, it won't run if the disk system is turned on. An expansion memory won't help because it can't be accessed from BASIC. Solutions to this problem vary — and we've published a number of them. (Some are more effective than others.)

One method is to break a program in half by deleting half the lines (turn the disk system off if the tape can't be loaded with it on), and save the truncated program to tape. Then reload the program from tape, delete the previously saved half and save it to tape. Then turn the system on and load one program half from tape and save in MERGE format to disk. Do the same with the other half. Then, merge the two program halves from disk and save the entire program to disk. This solution appeared in the December 1986 MICROpendium and came from Jerry Keisler of Paris, Texas.

BRAND NEW!**SUPER****EXTENDED BASIC**

for the TI-99/4A.

THE ALL NEW SUPER EXTENDED BASIC ADDS 13 NEW COMMANDS TO TI'S ORIGINAL EXTENDED BASIC MODULE.

ATTENTION TI-99/4A OWNERS: The most important module for your system by far is Extended Basic. This all new module is fully compatible with all existing Extended Basic programs and all commands are identical. Super Extended Basic includes new commands: LIST, RES, TRACE, COPY, DEL, MOVE, CALL, LOAD, PEEKG, POKEG, PEEKV, POKEV, QUITON, QUITOFF. Features also include a new Cursor Control for program line. Inputs Accepts Ats editing. Fctn-Shift and the Up and Down arrow keys now allow you to move to the beginning and end of the program line listing on the screen.

SPECIAL BONUS: With each Super Extended Basic module ordered, you receive a bonus computer care kit including an anti-static computer cleaner, head cleaner, keyboard cleaner and a video screen cleaner. A \$19.95 value... free with your new Super Extended Basic Module.




**ONLY
\$59.95**

Plus S&H
**COMPLETE WITH
DOCUMENTATION**

ADD A 2ND DISK DRIVE TO YOUR TI/99/4A SYSTEM FOR ONLY

Comes complete with drive, case, power supply & cable. Ready to connect.

By adding a second drive to your system you can free yourself from swapping program and data disks on many programs. You can also make backups without any disk swapping.



\$129⁹⁵

Plus S&H

**ADD \$20.00 for
DS/DD Drive.**

EXTRA VALUE BONUS

With each disk drive ordered we are including a HEAD brand disk drive head cleaning kit which regularly sells for \$15.95.



Specify TI or CorComp System!

NEW LOW PRICE



VOLKSMODEM 12

300/1200 Intelligent Modem

Hayes Smartmodem Command Structure

\$139.95 + S&H • 300/1200 Baud • Bell 103 & 212 A Compatible
COMPLETE WITH CABLE, TEII AND TEIV +
 • Auto Answer/Auto Dial
 • Automatic Speed Mode Selection • Cable Included (18")
 • 2-Year Warranty • RS232C Compatible
 • Enhanced Noise Immunity

Send order and make checks payable to

TEX+COMP

P.O. Box 33064, Granada Hills, CA 91344



AUTHORIZED DEALER



VISA and MASTERCARD
HOLDERS CALL DIRECT

(818) 366-6631
24 Hour Order Line

TERMS: All prices FOB Los Angeles. For fastest service use cashiers check or money order. Add 3% shipping and handling (\$3.00 Minimum). East of Mississippi 4 1/2%. Add 3% for credit card orders. Prices and availability subject to change without notice. We reserve the right to limit quantities.

NOTE: Payment in full must accompany all orders—credit card company check or money order for immediate shipment. Personal checks require up to 4 weeks to clear. California orders add 6 1/2% sales tax.

BASIC

Lone Star Quilt



By REGENA

One of my favorite programs is the Quilt Squares program originally written for the TI in *Enthusiast* '99, January 1984. I have since translated (and improved) the program for nearly all the other computers I have. In that program, you can choose two, three or four colors for a quilt, then design a basic square. The basic square consists of 16 smaller squares which can be squares or right triangles. After you design the basic square, the screen fills with the pattern so you can see what a patchwork quilt would look like—computerized quilting.

This month's program is a variation of that program. The Lone Star Quilt program lets you choose colors for a particular quilt pattern, the popular lone star pattern. Only the lone star pattern is used in this program. In this pattern the diamond-shaped quilt pieces radiate outward from the center eight-pointed star. Although you can really use any color of diamonds anywhere in the pattern, usually you use "rings" of color. The center star is one color, then the surrounding diamonds are of a different color. As you move outward, the colors change. The computer keeps track of the diamonds, and when you choose a color it will automatically color all the proper diamonds that color. You can design a quilt without actually having to piece all those little diamonds together.


The possible colors for the quilt diamonds are shown at the right of the screen. Use the up arrow key or down arrow key to move the indicator arrow to choose the color. When the arrow points to the color you want, press the ENTER key. Starting with the center star and moving outward, you may choose one color at a time and the diamonds will appear in the quilt pattern.

After the quilt has eight diamond "rings," the computer goes back to the center star and you can change colors. A blinking square indicates which "ring" you are on to change colors.

The color squares shown at the right of the screen use all the colors from 2 (black) to 16 (white) in order. You'll need to be careful if you use the light green that is the existing screen color because you may not be able to see the edges of the diamonds.

Lines 160-170 define variables. BK is used as the background color number, and FLAG is equal to 1 for the first time through the choosing colors routine. The first time through, each diamond as you move outward needs to have the transparent background. Later times through, the value of FLAG changes and the background color is the previous color of the diamonds already on the screen.

Lines 180-220 print some brief instructions. Line 230 redefines character 35 to be the arrow shape used in choosing the colors. Lines 240 and 250 define ROW and COL where the arrow moves when you choose colors. Lines 260-360 define characters which will be used to print the diamond shapes in the lone star pattern. There are eight different shapes needed for the pattern, and fortunately each color set allows eight characters. These



characters are defined for each color set numbered from 9 to 16. This allows eight different colors to be chosen for the quilt. Lines 370-390 wait for the user to press the ENTER key to start.

Line 400 clears the screen, then Lines 410-470 print the color squares at the right side of the screen. For each of the first eight color sets, the first character is defined as the null string and the second character as a full, filled-in square. Lines 480-540 then define the colors for the squares in each set. Line 550 places the arrow on the screen next to the color squares.

Line 560 defines the variable T to be 1, which means the first colored diamonds will be drawn. Line 570 calls the subroutine starting with Line 1010 to choose the color. Lines 580-710 then draw the center star, which includes four solid squares of color then eight triangular shapes around the square. GCN is the character number of the particular color square chosen, and it is used to draw all necessary solid squares in the design.

Lines 720-960 then draw diamond shapes around the original star. Notice there is a pattern of where the solid squares appear in the corners and the number of repeating triangular shapes. A and B are used as coordinates, and C is a character number.

Line 970 redefines FLAG after the first pattern is drawn, then Line 980 branches back to Line 560 to repeat the color-choosing process.

Lines 1000-1310 include the subroutine to choose the color. X and Y are coordinates of the solid square in the particular ring of diamonds to be drawn. G is the character number of that square, which is used to blink a square. Within the CALL KEY loop in Lines 1050-1090, the arrow and the square blink. Lines 1100-1120 make sure the ENTER key or the arrow keys are chosen and all other keys are ignored. The arrow keys may be pressed as FCTN-E, E or lowercase e and FCTN-X, X and x. The ROW number is used to determine where the arrow is and which color set is needed to get the correct color number CLR.

See Page 12

THE GENEVE 9640 HAS LANDED

You will recognize it by its trade mark, a graceful gray swan swimming on blue water, an apt symbol. The ugly duckling TI no longer wanted, is no ugly duckling anymore. The GENEVE has surpassed everyones expectations, even our own; with power, speed, graphics, and adaptibility not found in other microcomputers. In fact, the GENEVE does so much, this ad can only begin to tell you about it.

- **Near 100% Compatible:**

- If you have a program written in Basic, Extended Basic, XBII, Assembly Language, Forth, Pascal, you name it, if it runs on the 99/4A then it is near certain to run on the GENEVE.

- **32K No Wait State High Speed RAM:**

- Programs like MultiPlan, which are painfully slow on the 99/4A, run many times faster, thanks in part to the High Speed RAM.

- **V9938 Video Processor with 7 Graphics Modes:**

- Compatible with the 99/4A so you can use the GENEVE with the TV or monitor you are currently using. Same resolution as the Mac but with color. Faster than the Amiga, as fast as the Atari and does it with true aspect ratio, something the Amiga and IBM AT can not do. Aspect ratio renders higher resolution, better color, and appearance, through the use of square pixels. In the high resolution mode, 256 colors may be displayed on the screen at one time by the GENEVE, eight times as many as the Amiga can display in its high resolution mode.

- **Mouse Interface:**

- The mouse interface is built in and ready to use with the MYARC mouse. But, we didn't stop there, it is also ready to support the newest hardware, like video digitizers, and that's just for starters.

- **6 Complete Pieces Of Software Are Included WithThe GENEVE. But, three you will not be able to see how you ever did without are:**

- My-Word Processor: 80 columns, help screens for all modes of operation including control-U, initialize a disk without leaving the program, print formatted text to the screen for viewing before sending it to the printer and that's still not all My-Word will do.
- Advanced Basic: the best and most powerful basic on the market today.
- Pascal V4.21: if you have a standard USCD Pascal program, you will be able to run it with this program. If you do not have any Pascal programs, let me tell you, one of the largest library of programs available, is Pascal. Compilers for Fortran, Modula 2, Lisp, and Pilot, as well as business programs from A to Z, are all there. USCD Pascal Software developed for computers from Apple to IBM, will run on the GENEVE, without modification.

MOUSE OPTIONAL

MONITOR
OPTIONAL

**GENEVE
9640**

ENHANCED
KEYBOARD
OPTIONAL



If you have heard enough, contact your MYARC dealer, they have one in stock for you. If you do not know who your stocking MYARC dealers are, or, if you want to know more about the GENEVE, telephone the number listed below, or mail your name and complete address with zip code to the address shown below. We will be happy to mail you a brochure covering the GENEVE in detail and a list of our stocking dealers. Supplies of the brochure are limited, so please hurry.

GENEVE
P. O. Box 140
Basking Ridge, New Jersey 07920-1014
(201) 766-1700

REGENA—

Continued from Page 10

If you prefer to save typing effort, you may have a copy of this program by sending \$3 and a blank cassette or diskette and a stamped, self-addressed mailer to Regena, P.O. Box 1502, Cedar City, UT 84720. Be sure to specify the program name and that you need the TI version.

LONE STAR QUILT

```

100 REM LONE STAR QUILT
110 REM BY REGENA
120 REM P. O. BOX 1502
130 REM CEDAR CITY, UTAH 8
4720
140 CALL CLEAR
150 PRINT " LONE STAR QUI
LT"
160 BK=1
170 FLAG=1
180 PRINT : "USE THE ARROW K
EYS TO SELECT"
190 PRINT : "COLORS IN THE LO
NE STAR"
200 PRINT : "PATTERN. CHOOSE
A COLOR"
210 PRINT : "WITH THE ARROWS
THEN PRESS"
220 PRINT : "<ENTER>."
230 CALL CHAR(35,"102040FF40
201")
240 ROW=5
250 COL=29
260 FOR SET=9 TO 16
270 CN=32+8*(SET-1)
280 CALL CHAR(CN,"80C0E0F0F8
FCFEFF")
290 CALL CHAR(CN+1,"00010307
0F1F3F7F")
300 CALL CHAR(CN+2,"FFFEFCF8
F0E0C08")
310 CALL CHAR(CN+3,"0080C0E0
F0F8FCFE")
320 CALL CHAR(CN+4,"FF7F3F1F
0F070301")
330 CALL CHAR(CN+5,"FEFCF8F0
E0C08")
340 CALL CHAR(CN+6,"0103070F
1F3F7FFF")
350 CALL CHAR(CN+7,"7F3F1F0F
070301")
360 NEXT SET
370 PRINT : "PRESS <ENTER> N
OW TO START."
380 CALL KEY(0,K,S)

```

```

390 IF K<>13 THEN 380
400 CALL CLEAR
410 FOR SET=1 TO 8
420 CN=32+8*(SET-1)
430 CALL CHAR(CN,"")
440 CALL CHAR(CN+1,"FFFFFFF
FFFFFFF")
450 CALL HCHAR(2+SET*2,28,CN
)
460 CALL HCHAR(3+SET*2,28,CN
+1)
470 NEXT SET
480 CALL COLOR(2,4,3)
490 CALL COLOR(3,6,5)
500 CALL COLOR(4,8,7)
510 CALL COLOR(5,10,9)
520 CALL COLOR(6,12,11)
530 CALL COLOR(7,14,13)
540 CALL COLOR(8,16,15)
550 CALL HCHAR(ROW,COL,35)
560 T=1
570 GOSUB 1010
580 CALL HCHAR(12,14,GCN,2)
590 CALL HCHAR(13,14,GCN,2)
600 IF FLAG=1 THEN 620
610 BK=CL(2)
620 CALL COLOR(9,CLR,BK)
630 CL(1)=CLR
640 CALL HCHAR(11,14,96)
650 CALL HCHAR(11,15,97)
660 CALL HCHAR(12,16,98)
670 CALL HCHAR(13,16,99)
680 CALL HCHAR(14,15,100)
690 CALL HCHAR(14,14,101)
700 CALL HCHAR(13,13,102)
710 CALL HCHAR(12,13,103)
720 FOR T=2 TO 8
730 GOSUB 1010
740 CL(T)=CLR
750 CALL COLOR(7+T,CL(T-1),C
L(T))
760 CALL HCHAR(13-T,15-T,GCN
)
770 CALL HCHAR(13-T,14+T,GCN
)
780 CALL HCHAR(12+T,15-T,GCN
)
790 CALL HCHAR(12+T,14+T,GCN
)
800 BK2=1
810 IF FLAG=1 THEN 840
820 IF T=8 THEN 840
830 BK2=CL(T+1)
840 CALL COLOR(8+T,CL(T),BK2
)
850 A=12-T

```

```

860 B=15-T
870 C=8*T+88
880 CALL HCHAR(A,B,C,T)
890 CALL HCHAR(A,15,C+1,T)
900 CALL VCHAR(A+1,B+T*2,C+2
,T)
910 CALL VCHAR(13,B+T*2,C+3,
T)
920 CALL HCHAR(A+2*T+1,15,C+
4,T)
930 CALL HCHAR(A+2*T+1,B,C+5
,T)
940 CALL VCHAR(13,B-1,C+6,T)
950 CALL VCHAR(A+1,B-1,C+7,T
)
960 NEXT T
970 FLAG=2
980 GOTO 560
990 STOP
1000 REM CHOOSE COLOR
1010 CALL SOUND(100,1400,2)
1020 X=13-T
1030 Y=15-T
1040 CALL GCHAR(X,Y,G)
1050 CALL KEY(0,K,S)
1060 CALL HCHAR(ROW,COL,32)
1070 CALL HCHAR(X,Y,32)
1080 CALL HCHAR(ROW,COL,35)
1090 CALL HCHAR(X,Y,G)
1100 IF K=13 THEN 1230
1110 IF (K=11)+(K=69)+(K=101
) THEN 1190
1120 IF (K<>10)*(K<>88)*(K<>
120) THEN 1050
1130 REM DOWN
1140 IF ROW+1>19 THEN 1050
1150 CALL HCHAR(ROW,COL,32)
1160 ROW=ROW+1
1170 GOTO 1050
1180 REM UP
1190 IF ROW-1<5 THEN 1050
1200 CALL HCHAR(ROW,COL,32)
1210 ROW=ROW-1
1220 GOTO 1050
1230 CALL SOUND(100,1400,2)
1240 SET=(ROW-2)/2
1250 IF SET=INT(SET) THEN 128
0
1260 CLR=INT(SET)*2
1270 GOTO 1290
1280 CLR=SET*2-1
1290 SET=INT(SET)
1300 CALL GCHAR(ROW,COL-1,GC
N)
1310 RETURN
1320 END

```



4A/TALK B.B.S.
(Formerly Comp-U-Phone)

(707) 585-3321
24 hours daily
300-1200 baud

This new computer service costs nothing except toll charges to put you in touch with CorComp, Myarc, Databiotics, and other TI - 99/4A computer users nationally!

SUPER DISK

What is faster than a speeding bullet, has a longer memory than an elephant, prints more text than the New York Times, keeps better time than a sundial, and speaks many languages?

SUPER DISK

Comes with battery backed RAM, I/O port for expansion, and fully documented source code and print spooler. Use with **WriterEASE**, the GENEVE computer, the John Johnson menu program, and more!

Choose the 64k, 128k, 256k, or 512k versions.

CALL FOR PRICES!

WriterEASE

WriterEASE is the first software program to be introduced by CorComp. **WriterEASE**, a word processing program, has been developed by Galen A. Read to give 99/4A users an EASY way to process letters, documents, newsletters, business and school presentations.

WriterEASE is a disk based program which requires 32K memory expansion and a disk drive.

The Dictionary can be put onto a RAM-disk for lightning fast access. Every command is simple, logical and EASY to remember. As an example, Ctrl-D will display the directory on the screen without disturbing your document.

- Finding text is up to ten times faster than other word processors
- Loading and saving files to disk is up to two times faster.
- Spelling checker can be accessed while you are typing your document. Position the cursor under any letter of the word you wish to check and press Ctrl-C.

Special price.....\$39.95
Geneve version.....\$59.95

Call us for your free catalog.

1 800 255 2985

INNOVATIVE PROGRAMMING - BOX 2737 - ROHNERT PARK - CALIFORNIA - 94928

PRICE LIST

Check our prices against the competition!

Databiotics DISK MASTER I	PART # 3001	\$ 19.95
Databiotics AVERAGE BEAR WRITER (C)	PART # 3002	\$ 19.95
Databiotics AVERAGE BEAR WRITER (D)	PART # 3003	\$ 19.95
Databiotics PILOT PROGRAMMING LANGUAGE	PART # 3004	\$ 19.95
Databiotics THE LABEL MAKER (C)	PART # 3005	\$ 19.95
Databiotics THE LABEL MAKER (D)	PART # 3006	\$ 19.95
Databiotics 4A/TALK TERMINAL PROGRAM	PART # 3007	\$ 19.95
Databiotics SUPER 4th PROGRAMMING LANG.	PART # 3008	\$ 19.95
Databiotics SUPERSPACE I 8K CARTRIDGE	PART # 3009	\$ 34.95
Databiotics SUPERSPACE II 32K CARTRIDGE	PART # 3010	\$ 64.95
Databiotics WORD WRITER	PART # 3011	\$ 39.95
Databiotics WORD WRITER PLUS	PART # 3012	\$ 59.95
Databiotics CONSOLE CALC	PART # 3013	\$ 29.95
Databiotics CONSOLE CALC PLUS	PART # 3014	\$ 59.95
Databiotics JUNKMAN JR.	PART # 3015	\$ 19.95
Databiotics STAR RUNNER	PART # 3016	\$ 19.95
Corcomp 32K STAND ALONE	PART # 3017	\$ 99.95
Corcomp 32K CARD	PART # 3018	\$ 119.95
Corcomp 256K MEMORY PLUS CARD	PART # 3019	\$ 196.00
Corcomp 512K MEMORY PLUS STAND ALONE	PART # 3020	\$ 229.00
Corcomp 512K MEMORY PLUS CARD	PART # 3021	\$ 253.00
Corcomp 512K MEMORY PLUS STAND ALONE	PART # 3022	\$ 274.00
Corcomp 9900 MICRO EXPANSION SYSTEM	PART # 3023	\$ 327.95
Corcomp 9900 UPGRADE KIT (INSTALLED)	PART # 3024	\$ 199.00
Corcomp RS232 STAND ALONE (9900 BOX)	PART # 3025	\$ 127.00
Corcomp RS232 CARD	PART # 3026	\$ 89.95
Corcomp DISK CONTROLLER CARD	PART # 3027	\$ 149.95
Corcomp TRIPLE TECH CARD	PART # 3028	\$ 138.00
Corcomp 1983 CONSOLE-MODULE ADAPTOR	PART # 3029	\$ 27.95
Corcomp SCREEN DUMP AID	PART # 3030	\$ 13.95
Corcomp PDM-99	PART # 3031	\$ 24.95
Corcomp WRITER EASE	PART # 3032	\$ 39.95
MYARC GENEVE 9640 STANDARD KEYBOARD	PART # 3033	\$ 439.95
MYARC GENEVE 9640 ENHANCED KEYBOARD	PART # 3034	\$ 469.95
MYARC HARD DISK CONTROLLER	PART # 3035	\$ 254.95
MYARC 1001 WESTERN DIGITAL DCC	PART # 3036	\$ 234.95
MYARC DISK CONTROLLER CARD	PART # 3037	\$ 149.95
MYARC RS232 CARD	PART # 3038	\$ 89.95
MYARC 256K CARD W/ X-BASIC LEVEL IV	PART # 3039	\$ 249.00
MYARC 512K CARD W/ X-BASIC LEVEL IV	PART # 3040	\$ 289.00
MYARC 256K CARD	PART # 3041	\$ 179.00
MYARC 512K CARD	PART # 3042	\$ 239.00
MYARC X-BASIC LEVEL IV	PART # 3043	\$ 59.95
MYARC 128K TO 512K UPGRADE KIT	PART # 3044	\$ 109.95
MYARC TRANSFORMER FOR CARDS	PART # 3045	\$ 17.95



P. O. Box 2737
Rohnert Park, CA 94928
(707) 585-3922

Getting more from Forth

Integrating machine code into Forth

By ROD COOK

Generally, a Forth routine will execute fast enough to satisfy most program needs. But there are circumstances when the routine will not perform the desired function fast enough. The required speed is usually application dependent, but sometimes the programmer simply wants something to execute faster.

The programming environment of Forth is ideal for reintegrating machine code into the program. Usually the routine has already been designed to execute in Forth and, therefore, the algorithm is established. The conversion of a Forth routine to its machine code equivalent through the Forth assembler provided is remarkably straightforward and in some respects is simpler than writing machine code with the Editor/Assembler.

The purpose of this article is to introduce the method of converting a Forth routine to machine code using the assembler provided with the TI version of Forth.

Refer to Fig. 1 for definitions of several Forth words.

The routine in Fig. 1 is executed by putting an address on top of the stack followed by the word **DISPLAY**. It will successively read 256 bytes starting at the address you have specified, convert the byte value to ASCII, store the ASCII values in a buffer and finally write the buffer to VDP RAM to display on the screen. Note that the Forth definitions are written in hexadecimal. This was chosen primarily because later on in this article, when the machine code is present in the definitions, this code is best expressed in hex. By convention, hex numbers will be preceded by the greater than symbol (>). The absence

of this character implies a decimal number. There's no better time than the present to start thinking in hex.

The first line saves the current operating system number base to the R stack and then the number base is converted to hex (base 16). Whenever the word **BASE->R** is used it must be followed by the word **R->BASE** which returns the operating system number base back to its original value. Note that this word appears at the end of the definitions.

The next line sets up the buffer in which to store the ASCII values. 0 **VARIABLE VBUF** defines a variable named **VBUF** that contains a 16-bit variable value that has been initialized to 0000. When **VBUF** is executed, the address of the variable location is left on the top of the stack. To get the actual value of the variable would require the fetch instruction (**@**) which places the value on top of the stack. The **>200 ALLOT** reserves the next **>200** bytes (512d) to be used as the buffer for the ASCII values. Therefore, this area of memory will not be used to store definitions.

The next line defines another variable, called **ADDR**, with an initial value of **>0000**. This variable is used to store the address that is on top of the stack when the word **DISPLAY** is executed.

The root algorithm is the conversion of a byte of memory to its ASCII value. A byte of memory is commonly expressed in the hexadecimal form because converting hex to binary is easy, while mental conversion of decimal to hex or binary is not straightforward.

The object of the program is to display **>100** successive memory locations on the

screen in hex format. For example, a byte that contains the binary value 11110100 is expressed as **>F4**, we want to display **F4** on the screen.

To display anything on the screen will involve transferring information from console RAM to VDP RAM. But, if **>F4** is transferred to VDP RAM you will not see **F4** on the screen. To display **F4** on the screen, the ASCII value of **>F** and **>4** must be put in adjacent VDP locations. The ASCII value of **>F** is **>46** and of **>4** is **>34**. To convert **>F4** to its equivalent ASCII value would be to remove **>F4** from the top of the stack and replace it with **>4634**.

The hex characters are 0 through 9 and A through F, and the equivalent ASCII values are **>30** through **>39** and **>41** through **>46**, respectively. Each byte is made up of two hex digits, called nibbles. Each nibble must be converted to its ASCII value separately then recombined and put back on the stack. Note that the one byte of memory (**>F4**) requires two bytes of memory for its ASCII equivalent (**>4634**). Thus **>100** bytes of memory will require **>200** bytes to store the ASCII values.

The algorithm to convert a byte to its ASCII values follows. Let's assume we know how to divide the byte into its equivalent nibbles so that one nibble is on top of the stack and the second nibble next in the stack. Then we can first convert the nibble on top of the stack, **SWAP** the two stack values and convert the other nibble.

Look at the definition for **ASCII** in Fig. 1. It expects to find a value on top of the stack between **>0** and **>F**. Hex **>30** is added to it, so now the value on the stack is between **>30** and **>3F**. If the original nibble that was on the stack was between **>0** and **>9**, no further conversion is necessary since the ASCII value for this range is **>30** to **>39**. But, if the original value was an **>A** through **>F**, then the value on the stack after adding **>30** will be **>3A** through **>3F** and these must have an additional **>7** added to them to convert them to the range **>41** through **>46**.

(See Page 16)

Fig. 1

```

BASE->R HEX
0 VARIABLE VBUF 200 ALLOT
0 VARIABLE ADDR
: ASCII 30 + DUP 39 > IF 7 + ENDIF ; ( nibble --- b )
: CONVB 10 /MOD SWAP ASCII SWAP ASCII 100 * + ; ( b --- c )
: HXFER 100 0 DO ADDR ' I + C' CONVB VBUF I 2 * + ! LOOP ;
: SHOW CLS VBUF 50 100 VMBW ;
: DISPLAY ADDR ! HXFER SHOW ; ( addr --- )
R->BASE

```


AT LAST—A COMPLETE PRINT SHOP PACKAGE FOR THE TI-99/4A

THE PRINTSHOPPE 99™ Desktop Publishing System
Now with **GRAPHX + - Quick Load + Flip & Rotate**

Now create your own newsletters, advertisements,
signs and greeting cards with this new package.

COMPLETE
\$47.95 + S&H

INCREDIBLE NEW FONTS
TINY LARGE VIEIRD SLANTED



FOR ALL OCCASIONS

PACKAGE INCLUDES NEW GRAPHX II & COMPANION DISKS I & II

Tex-Comp has gone all the way to Australia to directly import the latest extended basic version of GraphX and has combined it in a user-friendly package with 2 outstanding companion disks from Asgard, which are filled with 24 sets of fancy typestyles (fonts) and a huge collection of clip art pictures which can be printed out to make labels, illustrations, letterheads, etc. The companion disks contain a total of 14 clip art files with each file containing an assortment of different pictures.

By using GraphX together with these 2 companion disks, you'll have the ability, not only to create your own graphics, but also an outstanding collection of ready-to-use illustrations & typestyles. Requires 32K, disk drive, joystick and Epson or Star compatible printer.

ADD \$7.95 for Companion Disk III by Asgard ADD \$5.95 for Companion Disk IV by Asgard
MANY MORE TYPE FONTS, CLIP ART AND SPECIAL FEATURES!!!

GRAPHX PICTURES (4 disks of pictures) \$15.95



Print T-Shirts With Your Computer!

*Easy to use
and fun for
everyone!!!*

*Design custom color T-shirts. Great for teams, parties,
gifts, personalized clothing and much, much more.*

Now TI-99/4A users can design and print their own T-shirts with a special ribbon, color pen set and their printer. Tex-Comp now offers a ribbon and pen kit with special heat activated ink which allows you to transfer printed text or graphics onto a T-shirt or other fabric for a long lasting washable image. To create the image with words, you must use a TI graphics program such as GRAPHX which has a flip feature to create a mirror image. Paint N' Print also has a mirror feature. A reverse image is not necessary for graphics without words. The image is first printed in black on paper with the special thermal ink ribbon and then hand colored with the special pens (optional). The image can then be transferred to the T-shirt with an iron. The results are great and step by step instructions are included. The special heat transfer ribbon and 5 colored pens are \$19.95 for Okidata and Star Gemini and SG-10 printers, and \$24.95 for Epson (TI) and Star NX-10 printers. (specify printer model with order) up to 100 transfers can be made from one set depending on size and density of graphics.

SEND ORDER AND MAKE CHECKS PAYABLE TO:

TEX-Comp™



24 HOUR ORDER LINE
CALL AND WE'LL SHIP IT
HOLDING CALL DIRECT:
(818) 366-6631

24 Hour Order Line

All prices reflect a 3% discount
for cash. Add 3% if paying by
Credit Card.

*CONTINENTAL US ONLY

P.O. BOX 33064 — GRANADA HILLS, CA 91344

NOTE:

Payment in full must accompany all orders. Credit Card, Company Check or Money Order for immediate shipment. Personal checks require up to 4 weeks to clear. California orders add 6 1/2% sales tax.

When in the Los Angeles area visit our modern warehouse outlet store where you can purchase all TI items at our regular discount prices. Call for location & hours!

FORTH—

(Continued from Page 14)

respectively. The remainder of the definition for ASCII compares the value after the addition to >39 . If the value is greater, >7 is added. The ASCII value will be left on top of the stack.

Back to the question of how to divide a byte into its nibbles. Consider this scenario: Any two-digit number divided by its number base will yield the left digit as the dividend and the right digit as the remainder. For example, the decimal number 27 when divided by its number base 10 yields a dividend of 2 with a remainder of 7.

In the same manner, dividing a two-digit hex value by its number base of 16 (>10) with the /MOD word will leave the left nibble on top of the stack and the right nibble (remainder) in the next position on the stack. Look at the definition for CONVB in Fig. 1. The first part divides the byte into its nibbles, the second part calls the ASCII routine twice swapping the values in between and, finally, the two ASCII values are recombined by multiplying the top stack value by >100 (does the same as shifting 8 bits to the left) and adds the other ASCII value leaving the combined value on top of the stack.

All of the above converts only one byte. To convert >100 bytes, then, this must be repeated as many times. This implies a DO-LOOP. Look at the definition for HXFER. This definition accomplishes the conversion of the successive bytes in memory. The loop is set up to loop from >0 to >100 . Within each loop the value of the starting address is obtained by the ADDR @ words. Then the value of the loop index is added to this base address by the words $1 +$. The top of the stack now contains the address of the byte to be read and converted to ASCII. The byte is read by the @C word leaving the two-digit hex value on top of the stack. The word CONVB will convert this value to its equivalent ASCII value and leave this on top of the stack.

Now the ASCII values must be stored in the buffer defined by VBUF. Remember that each byte requires two bytes for the ASCII value and, accordingly, the VBUF addresses must be incremented by a factor of two.

The next words in the definition after

CONVB will get the base address of VBUF, get the loop index and multiply the index by 2, add this to the base address of VBUF and, finally, store (!) the ASCII value at this address. Then the loop repeats until done.

The other definitions in Fig. 1 (SHOW and DISPLAY) should be relatively self-explanatory. The reader is advised to get out the Forth manual and wade through the Forth code step by step if the operation of this program is unclear.

Note that on execution of this routine there is a slight delay, no more than a second, between the time the enter key is pressed and the display is generated. For the purpose of demonstrating the integration of machine code into Forth, we will reduce this time delay by rewriting several of the Forth definitions in machine code using the Forth assembler to generate the code.

Compiling assembler code requires that the assembler screens be loaded. Do this by keying 75 LOAD then enter. Also, we will be modifying the definitions in Fig. 1 and recompiling. We will periodically want to FORGET the defined words. So, first key in FORGET VBUF followed by enter, then load screen 75. From this time on when you say FORGET VBUF the assembler definitions will not be forgotten also.

The word CONVB is executed 256 times but the word ASCII is executed 512 times. The definition of ASCII is the first target to redefine into machine code to reduce execution time, since it is repeated so many times during the conversion.

You should review the discussion of assembler in the Forth manual (Chapter 9, pages 1-8). Further, you should have some understanding of the assembler instruction set, workspace registers and addressing modes.

When you load the assembler screens (75 LOAD) you will get a message that says "C, isn't unique.". This means that there is already another word with the name of C, but it is contained in a different vocabulary than the present assembler words are being compiled into.

In the Forth vocabulary, C, means *store 8 bits into the next available dictionary location* while in the Assembler vocabulary it means the assembler instruction *compare*

Words. Depending on which vocabulary is current, the appropriate definition of C, will be used. If in the assembler code the instruction C, is not used, then the Assembler vocabulary does not have to be the current vocabulary and, accordingly, if C, is an instruction in your code you must set Assembler as the current vocabulary. Otherwise, the wrong definition of C, may be executed.

The same is true if you have written Forth code using the word C, to store 8 bits. Forth must be the current vocabulary. Later on we will talk about compiling the actual machine code into memory without having to have the assembler screens loaded, thus avoiding this messy situation when there are words with the same name.

To format of an assembly definition is the word CODE followed by the name of the definition. This assembler instructions follow these and the last word in the definition must be NEXT, .

CODE ASCII ... assembler instructions
... NEXT,

The NEXT, word returns execution to the next Forth word in the calling definition.

Before converting the Forth definition of ASCII to assembler code, we need to talk about how to use data from the stack in the machine code routine. There is a fundamental difference between Forth and Assembler. Forth numbers are manipulated on the stack. Assembler numbers are manipulated between the workspace registers. The registers and the stack are not the same thing. Forth's workspace is located at address >8300 (see memory map in Chapter 4, page 5 of the Forth manual) and the stack actually starts at address $>FF9F$ (see memory map in Chapter 4, page 6).


As values are added to the stack the address of the top of the stack moves in increments of 2 to lower memory values. For example, the diagram in Fig. 2 illustrates the values and addresses contained in the stack if the stack contains two values, $>000F$ on the top and >0004 next.

(See Page 18)

8th Anniversary SALE



ON A COMPLETE COMPUTER SYSTEM



PLUS 5
BOOK LIBRARY

TO START CHILDREN OF ANY AGE



THE PERFECT
FAMILY
GIFT

TEX+COMP™

AMERICA'S NUMBER ONE
TI COMPUTER RETAILER



Charge-it On Your
Visa or MasterCard
ORDER BY PHONE
24 HOURS A DAY
7 Days a Week!



(818) 366-6631

P.O. Box 33084, Granada Hills, CA 91344

TERMS: All prices F.O.B. Los Angeles. For fastest service send cashiers check or money order. Personal checks require up to 15 days to clear. Prices reflect a 3% discount for cash or approved check. Add 3% for Credit Card orders. Prices and availability are subject to change without notice. We reserve the right to limit quantities. California orders add 6.5% sales tax.

Tex Comp, the world's largest retailer of Texas Instruments home computer products invites you and your family to join the millions of families who are already using the TI-99/4A, the most powerful and versatile home computer ever produced. There are over 1000 programs now available for the TI-99/4A including education, family financing, arcade games, word processing, data base management, and the list goes on and on. New software & accessories are being continuously introduced. Tex-Comp and Texas Instruments have put together this offer to provide your family with the opportunity to get started with a **real quality computer** instead of an underpowered game playing toy.

YOU RECEIVE THE FOLLOWING

1. TI-99/4A Deluxe Black & Silver Computer complete with TV adaptor, power supply, users manual, programming manual and 1 year TI warranty.
2. One pair of TI Joysticks
3. 4-Volume set of Datamost books for the TI-99/4A: Kids & TI, Computer Playground TI, Elementary TI & Games TIs Play
4. Best selling book "Programs for the TI Home Computer" by Davis
5. 10 Most Popular TI Software Modules: Early Learning Fun, Physical Fitness, Amazing, Hangman, TI Invaders, Blasto, Munchman, The Attack, Tombstone City, and Home Financial Decisions
6. Cassette recorder Interface cable
7. Tex-Comp TI-99/4A Catalog & Order Kit
8. \$50 Savings Certificate on future orders Purchase up to \$100 from a large selection of TI Software, Accessories and Books at 1/2 the regular price.

ALL FOR ONLY

Your Cost

\$99.95

*Shipping, handling & insurance on this special offer is \$10.00 (Continental U.S.) to any UPS deliverable address, HI, AK, Canada and APO slightly higher.

Complete with a \$50 Savings Certificate for use on future purchases.

Our holiday sale on this package was a complete sellout. We have obtained additional product and are continuing this special offer to celebrate our 8th Year of serving the TI-99/4A User.

FORTH—

(Continued from Page 16)

Fig. 2

ADDR in RAM	Contents
>FF9A	future top of stack if three
>FF9B	values on the stack.
>FF9C	>000F stored here;
>FF9D	>current top of the stack.
>FF9E	>0004 stored here;
>FF9F	bottom of the stack.

>0004 is stored at >FF9E. Each stack location is two bytes, in this case addresses >FF9E and >FF9F. Address >FF9E contains >00 and >FF9F contains >04. The value >000F is stored at >FF9C and >FF9D. Register 9 of Forth's workspace contains the address of the top of the stack and is called parameter Stack Pointer (SP). Refer to the listing of Forth's workspace registers (Chapter 9, page 3). In Fig. 2, register 9 would contain >FF9C. Therefore, to move data from the stack to the registers, an assembler instruction like MOV *R9,R0 will move the 16 bits at the address specified in register 9 to register 0.

If you wanted the second value from the top of the stack, the address in register 9 would need to be incremented by 2. Then an instruction similar to the above is specified. With some thought you should realize that you have to absolutely keep track of where the top of the stack was, and where you want it to be when you're done and make sure the address in register 9 contains the correct address before you exit the machine code to return to the calling definition. You probably should limit yourself to working with registers 0 through 7 and register 9, leaving the rest alone because they are used by the Forth operating system.

Following is the assembler code that replaces the Forth definition of ASCII:

Fig. 3

```
CODE ASCII
*SP 0 MOV,
0 30 AI,
0 39 CI,
GT IF,
0 7 AI,
ENDIF,
```

```
0 *SP MOV,
NEXT,
```

The assembler code in Fig. 3 should be substituted for the definition of ASCII in the listing. Note that since C, is not an instruction in the assembler listing, the Assembler vocabulary does not have to be current. Also, the colon and semicolon defining words are not used either.

The first line is the name of the machine code routine. The second line moves the 16 bits pointed to by the address contained in register SP to R0. Note that SP and 9 can be used interchangeably to represent R9. Remember that the value on top of the stack is a nibble.

The third instruction adds >30 to the value in R0. The fourth instruction immediately compares the value in R0 to >39 and sets the status bits accordingly. The next line contains the assembler jump token GT which, based on the previous comparison, establishes a true condition if the value in R0 was greater than >39 or false if it was not.

The IF, ... ENDIF, defines a structured assembler construct that — as in regular Forth code — if a true condition exists, the instructions between the IF, and the ENDIF, will be executed. If a false condition exists they are skipped. So, if a true condition exists then >7 is added to the value in R0.

The MOV, instruction in the next to the last instruction does the opposite of the first MOV, instruction. The value in R0 is moved to the address specified in SP. This is how the workspace register and the stack are linked. Finally, the last instruction returns to the calling routine.

It is interesting to note the similarity in the structure of the assembler code to the Forth definition. Certainly this may not always be the case, but the sequence of events within a Forth definition will most likely be transportable. Establishing a logical sequence to accomplish a task is half the job.

The other remarkable point about the assembler code within Forth is the availability of the higher level structured constructs, such as IF...ENDIF, BEGIN,...UN-TIL,BEGIN,...WHILE,...REPEAT,. These kinds of structures are not available

within the Editor/Assembler system — you have to develop them yourself with code. The higher level constructs further accentuate the transportability of Forth code to assembler code.

Now execute the program again, noting the delay after the enter key is pressed. Be sure to FORGET VBUF and load the assembler screens *before* recompiling the display routine.

Well, there is still a delay. In fact, the time difference is hardly noticeable. Executing ASCII in machine code does not significantly reduce the delay.

Execution time must have been reduced a small amount but, apparently, this is not the time-consuming procedure. The next step is to code the next most executed

(See Page 20)

Fig. 4

Code CONV B define name

```
*SP 0 MOV,      move top of stack to R0
*SP 1 MOV,      move top of stack to R1
0 4 SRL,        shift R0 right 4 places
1 C SLA,        shift R1 left 12 places
1 C SRL,        shift R1 right 12 places

0 30 AI,
0 39 CI,
GT IF,          convert R0 to ASCII val

0 7 AI,
0 7 AI,
ENDIF,


1 30 AI,
1 39 CI,
GT IF,          convert R1 to ASCII value

1 7 AI,
ENDIF,

0 8 SLA,        shift R0 left 8 bits
1 0 A,          add R1 to R0
0 *SP MOV,      move R0 to top of stack
NEXT,          return to calling routine
```

ORDER 99

supplies and accessories for the TI-99/4A



LEGENDS

by ASGARD SOFTWARE

Over one year in the making!! Features include a character generator for designing your own players. 44 distinct game screens. 50 large and unique monsters. 6 separate dungeons to explore in search of clues, weapons, and treasures. Stay at inns. Use teleporters. Drink potions. Avoid traps, pitfalls, and wandering monsters. As your players advance in experience and wealth, send them off to the ADVENTURER'S GUILD for additional training in the art of combat. Learn new spells and skills.
Release date: July 1987

Requires: XBASIC, 32K, Disk system, and your imagination!

The 4-player, 170K byte, fast running sequel to OLD DARK CAVES.

Call ORDER 99 for the absolute best price.

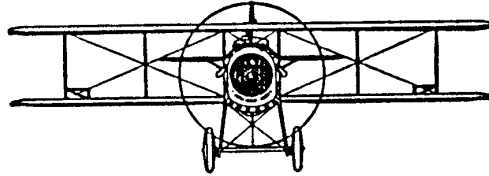


DS/DD DISKETTES
Every diskette is fully guaranteed. If you experience any problems with an ORDER 99 disk, return it for a full refund or replacement. **GUARANTEED.**
0204001 ____ .49 ea.

SPAD XIII

Fly your own classic WWI fighter plane in NOT-POLYOPTIC's new, all assembler language flight simulator. Set in wartime France, SPAD XIII gives you all the thrills of other, better known simulators. A full 48K program. 3D graphics. Look up, down, left, right, forward, backward. Full acrobatic control. Continuous instrument readouts. See: Eiffel Tower, Seine River, trenches, French villages and more! Engage enemy planes in dogfights.
Requires: XBASIC, 32K, Disk system.

0409021



24.95

TI-99'er
on
Board

From the novelty department of ORDER 99. Exclusively for the true TI-99/4A enthusiast.

0701008

\$3.95

ORDER 99

P.O. Box 791497
San Antonio TX 78279-1497
(512) 493-2953

*"Committed to quality,
Dedicated to service."*

Money Order _____ Cashier Check _____
Personal Check _____ Company Check _____

Name: _____

Address: _____

City/State/Zip: _____

Daytime Phone: () _____

Amount Enclosed: _____
Add \$3.00 for shipping/handling on all orders. Texas residents add 6.75% sales tax.

REGISTER TO WIN

an *ENHANCED GENEVE*
to be given away 12/15/87.

Name: _____

Address: _____

City: _____

State: _____ Zip: _____

Phone: () _____

Void where prohibited by law.
No purchase necessary.

FORTH—

(Continued from Page 18)

word, which is CONVB. This word is executed 256 times. Since the Forth definition of CONVB executes ASCII twice, the assembler code for ASCII will be incorporated within the code for CONVB. There is no way to link to another procedure from within a machine code routine. The routine in Fig. 4 is the assembler equivalent of CONVB.

The first part of the code puts the top value from the stack into R0 and R1 and shifts the values in these two registers to effectively divide by > 10 so that the left nibble of the byte is in R0 and the right nibble is in R1. The next two parts need no explanation other than that each leaves the respective ASCII value of each nibble in the respective register.

The last part shifts the value in R0 eight bits to the left, which is the same as multiplying by > 100, adds the value of R1 to R0, writes the value of R0 to the top of the stack and returns to the calling routine.

Substitute this code for the definitions of ASCII and CONVB, then execute. Now there is a noticeable reduction in the delay. There still is a small delay, but it can be

lived with. You are barely able to remove your finger from the enter key and the display is there.

This final step in integrating machine code into a Forth program is to load the machine code in directly without having to assemble the code with the assembler screens loaded. An example of what this code looks like is the definition of MON in screen 31. This uses the Forth word “,” (comma) which stores the top value on the stack into the next available dictionary cell (16 bits) and advances the dictionary pointer by two. The hexadecimal numbers preceding the comma are the machine code for the word MON. To get these machine code values we have to find the location of the word CONVB and peek at it. Enter the following Forth words and execute in hex:

```
-FIND CONVB DROP DROP 10 - 50
DUMP
```

This will dump >50 bytes of memory that will include the code for CONVB. Study the display at the right of the screen. Note the CONV letters. One or two bytes after the end of these letters you will find a word that contains a value similar to

>045F. This is the NEXT. instruction. Copy these words down or, knowing the beginning and ending addresses of the code, write a Forth routine to read these values from memory and put them on the stack.

With this information, the following definition of ASCII can be written (this machine code definition is probably more appropriately called ASCII rather than CONVB since ASCII better describes the function of this word; replace the byte on the stack with its ASCII value).

```
CODE ASCII C019 , C059 , 0940 , 0AC1
, 09C1 , 0220 , 0030 ,
0280 , 0039 , 1501 , 1002 , 0220 , 0007
, 0221 , 0030 ,
0281 , 0039 , 1501 , 1002 , 0221 , 0007
, 0A80 , A001 ,
C640 , 045F ,
```

Replace the definition of CONVB and ASCII with this definition and change the CONVB words in HXFER to ASCII. Now the definition of ASCII will be loaded as machine code at compile time and the assembler screens starting at screen 75 will not have to be loaded.



L & M Systems
2330 E. Ave. J-8 #173
Lancaster, CA 93535
(805) 948-1587

L&M Systems wishes to thank all those who support us. In order to keep our prices as low as possible and maintain our services at a very reasonable price, we

will be advertising on occasion rather than every issue. Lower overhead means a savings to YOU!

Whether you are a dealer or a customer, buying MYARC products through L&M Systems will give you.....

- * SALES
- * Technical Help
- * Latest in software updates
- * Repair facility
- * Training
- * Service
- * Next day shipping on in-stock items
- * Latest in firmware updates



You are a personal customer to us - NOT just an invoice number! L & M Systems will give a bonus credit towards a purchase from L & M Systems to any one who refers a qualified dealer to us.

SPECIAL * We build custom monitor cables for the GENEVE 9640 to your monitor specifications.

This \$36 value is yours for \$25 with the purchase of a GENEVE 9640 from L&M Systems. This offer is only good at time of purchase.

**9900 + FOR THE TI99/4A
THE ULTIMATE
99/4A EXPANSION SYSTEM
AT A SPECIAL
INTRODUCTORY PRICE
FROM TEX*COMP™**

TEX-COMP, the undisputed leader in supplying the 99/4A User, has now put together the finest and most complete expansion system ever offered for the TI99/4A.

- **9900 Expansion Box & Regulated Power Supply (UL Approved)**
- **32K Memory Upgrade** Adds 32K bytes of Random Access Memory to your system.
- **Double Sided/Double Density Disk Controller** (operates up to 4 drives)
- **RS232 Interface** Lets you add a wide range of other accessories, such as printers or telephone modems, one parallel and 2 serial outputs.
- **1 SS/SD Disk Drive** Allows you to store and retrieve data on 5 1/4-inch single-or double-sided floppy diskettes.
- **1 Disk Drive Case & Regulated Power Supply**
Handles two 1/2-height drives easily (UL or LAC Approved)
- **New Disk Manager with Improved Disk Utilities**
- **All Cables & Instructions** Including a free TI RS232 Y-Cable.

**COMPLETE
EXPANSION SYSTEM
NOTHING ELSE TO BUY!**

**ALL FOR
\$379.95**

Plus S&H

For above system with full size DS/DD Disk Drive

\$399.95

For above system with a pair of 1/2-height Drives

539.95

Other leading CorComp Hardware Values:

CorComp RS232 Card (for TI P-Box)	79.95
CorComp 32K Card (for TI P-Box)	99.95
CorComp 256K P-Box Card	169.95
CorComp 512K P-Box Card	229.95
CorComp 256K Stand Alone	249.95
CorComp 512K Stand Alone	269.95
CorComp DS/DD Controller (for TI P-Box)	149.95
CorComp 9900 System with Free RS232 Y-Cable	299.95
CorComp Stand Alone RS232 with Free Y-Cable	99.95
CorComp Stand Alone 32K	89.95
Triple Tech P-Box Card (Clock/Buffer)	109.95
9900 Clock Stand Alone	69.95
"Grom Buster" (for 1983 Consoles)	24.95
Load Interrupt Switch (with FREE Screen Dump Program)	19.95
PDI Diagnostic Module	24.95
NEW "Writer-Ease" Word Processor & Spell Check (\$39⁹⁵ with 256 or 512 card)	49.95
TI-99/4A Console w/1-year warranty (Black & Silver model)	79.95
NEW Star NX-10 (Fully TI Compatible). Replaces SG-10 solid state dipswitch selection—Free \$9.95 Cleaning Kit	New Lower Price 199.95
1/2-Height DS/DD Disk Drive (2 will fit in P-Box)	99.95
Full Size SS/SD Disk Drive (exact replacement for TI 1250)	79.95
Full Size DS/DD Disk Drive	99.95
Drive Enclosure with Regulated Power Supply for 2 1/2-height or 1 full Drive	59.95
Cable Kit for 2 1/2-height Drives (for installation in P-Box)	29.95
Cable Kit for Stand-Alone Drives (specify TI or CorComp system)	29.95
RS2323 Y-Cable	10.95

SEND \$2.00 FOR NEW 1987 CATALOG WHICH INCLUDES A \$5.00 SAVINGS CERTIFICATE



VISA and MASTERCARD
HOLDERS CALL DIRECT
(818) 366-6631

SEND ORDER AND MAKE CHECKS PAYABLE TO

TEX*COMP™

Texas Instruments



P O BOX 33084 — GRANADA HILLS CA 91344 AUTHORIZED DEALER

add 3% for credit card orders.

TERMS: All prices F.O.B. Los Angeles. For fastest service use cashiers check or money order. Add 3% shipping and handling (\$3.00 minimum). East of Mississippi 4 1/2% (Free shipping on all software orders over \$100.00). Prices and availability subject to change without notice. We reserve the right to limit quantities.

NOTE: Payment in full must accompany all orders. Credit Card, Company Check or Money Order for immediate shipment. Personal checks require up to 4 weeks to clear. California orders add 6 1/2% sales tax.

"The Leader of the Pack"

Improving the TIW CHARA1 file

By LUTZ WINKLER

When Texas Instruments provided the CHARA1 file together with some other enhancements for TI-Writer I was somewhat disappointed. Though it gave us true lowercase characters, it was a poor job — especially when it came to letters with descenders.

TI chose to leave a line separation equal to two rows of pixels, which leaves only an 8x6 matrix for each character definition. Cut that further by two rows for text mode and now it's only 6x6. Not very much for readable characters.

Though knowing it would be a tedious job, I decided to cut line separation to one pixel (using a monochrome monitor I felt I could get away with it), and defined displayable characters from ASCII 33 to 126 to my liking. At the time I paid no attention to ASCII 0 to 31, the control characters, but did remember to round off the corners of the "O" and also slashed the zero to better be able to tell them apart.

So much for that, I thought, and enjoyed working with TI-Writer with my larger and very legible characters.

Then there came a day when I received a text file (on disk). I scanned it briefly before sending it to the printer. To my surprise — and as usual, too late — I found it contained control characters which I did not see and which also turned out to be incompatible with my printer. This was not the first time that had happened to me. But, if I could help it, this was going to be the last.

My solution? Make control codes easier to spot by reversing the

text/screen colors.

For anyone who has been annoyed by this situation, here is an outline of the procedure. All it takes is a sector editor (John Birdwell's DSKU is my favorite). The characters involved are ASCII 0 through 31, which are all located on the first sector of the CHARA1 file. Well, not quite. The last 12 digits (of the 16-digit string which defines a character) of ASCII 31 are located at the beginning of sector 2. (Do not make these or any other modifications to your original CHARA1 file. Use a backup.) The first six bytes (0 to 5) are the file header and must not be disturbed. But following the file header, the entire CHARA1 file consists of nothing but the 16-digit hex strings defining all ASCIIs from 0 through 127. This takes four sectors. If your file is longer, it can be shortened because after sector four there are only zeroes.

Before I started with the text/screen color reversal, I took care of another matter which had bugged me. With some exceptions (See Page 24)

SECTOR 1 ORIGINAL CHARA1

```
0000 0800 07FA 0020 0000 1824 2418 0020
0008 1808 081C 0020 0018 2408 103C 0020
0018 2408 2418 0020 0014 141C 0404 0020
001C 1018 0418 0020 0008 1038 2418 0020
001C 0408 1010 0020 0018 2418 2418 0020
0018 241C 0408 2020 3800 1C10 1C10 0040
0020 2038 2438 0070 5070 4854 1C14 0070
4070 001C 1010 0020 0018 243C 2018 0040
0814 101C 1010 0040 4040 1824 2418 0020
2020 2808 0808 0040 4058 2408 103C 0040
4058 2408 2418 0040 4054 141C 0404 0040
405C 1018 0418 0040 4048 1038 2418 0040
405C 0408 1010 0040 4058 2418 2418 0040
4058 241C 0408 0040 4040 1824 3C24 0040
4050 101C 141C 0040 4040 1C10 101C 0040
4444 041C 141C 0070 7070 7070 7070 0040
```

SECTOR 1 VIDEO REVERSE, SOME CHARS REDEFINED

```
0000 0800 07FA FFDF FFFF E7DB DBE7 FFDF
FFF7 E7F7 F7E3 FFDF FFE7 DBF7 EFC3 FFDF
FFE7 DBF7 DBE7 FFBF FFBF AF87 EFEB FFDF
FFE3 EFE7 FBE7 FFDF FFF7 EFC7 DBE7 FFDF
FFE3 FBF7 EFEB FFDF FFE7 DBE7 DBE7 FFDF
FEF7 DBE3 FBF7 DFDF C7FF E3EF E3EF FFBF
FF8F B78F B78F 8FBF 9FA7 AFE7 EFEB FF8F
BF8F FFE3 EFEB FFBF FF87 BF8F BF87 FFBF
FF87 BF8F BFBF FFBF BFBF E7DB DBE7 FFDF
DFDF D7D7 F7F7 FFBF BFA7 DBF7 EFC3 FFBF
BFA7 DBF7 DBE7 FFBF BFAB EBE3 FBF8 FFBF
BFA3 EFE7 FBE7 FFBF BFB7 EFC7 DBE7 FFBF
BFA3 FBF7 EFEB FFBF BFA7 DBE7 DBE7 FFBF
BFA7 DBE3 FBF7 BFBF B7AB EBE3 EBFF FFBF
A7AB E7EB E7FF BFBF A3AF EFEB E3FF BFBF
A7AB EBEB E7FF 7070 7070 7070 7000 BFBF
```

Get The Standard In Graphics....

TI ARTIST

The #1 selling and supported graphics drawing package for the TI-99/4a! Extremely user friendly menu system allows easy access to all integrated functions. Supports Epson, Prowriter, Okidata 92/93, and Axiom GP-550A compatible printers. Requires: 32K, disk system, and either XB, E/A, MM, or TI-Writer module. Price: \$19.95

And don't forget our popular TI Artist Companion packages featuring a huge assortment of unique fonts, pictures, and clipart! Artist's Companion #1 (5 disks): \$17.95; Artist's Companion #2 (2 disks): \$9.95; Artist's Companion #3 (2 disks): \$9.95

CSGD III

The software that introduced fonts and clipart to the TI-99/4a! Character Sets and Graphics Design (CSGD) III offers four powerful graphic printing capabilities: create and print custom designed letterheads, stationery, labels, and signs... plus print TI-Writer generated files in any one of six full graphic character sets. Requires: 32K, disk system, and XB. Price: \$17.95

Aside from the 25 fonts and 40 small graphics that come standard with CSGD III, additional fonts and graphics are available in User Disk Libraries. User Disk #1 (1 disk): \$5.95; User Disk #2 (2 disks): \$10.95; User Disk #3 (2 disks): \$10.95; User Disk #4 (2 disks): \$10.95.

TEXAMENTS

53 Center Street, Patchogue, NY 11772

Please add \$2.00 for shipping and handling. Call our office (516-475-3480) or bulletin board (516-475-6463) for additional information. All C.O.D. orders must be called in. Sorry, no credit card orders accepted. Dealer inquiries are invited.

TI-99/4A

ALL THE NEW & EXCITING DataBioTics CARTRIDGES

FOR THE TI-99/4A COMPUTER

AT SUBSTANTIAL DISCOUNTS!

16K WORD PROCESSORS, MULTI-SCREEN GAMES, SPREADSHEETS, PRINTER INTERFACES, ALL BRAND NEW AND AT LOW PRICES!

NEVER BEFORE!! New double excitement in cartridge from the thrill masters who wrote Parsec, Munchman, TI-Invaders and Car Wars!!

BARRAGE

The fiendish Draks are raining terrible acid-balls on the planet. With skill, strategy, fun and action! you control awesome firepower... This laser cannon environment is controlled by one or two players. **\$16.95 + S & H**

SPOT SHOT

No other game like it! You are a giant dragonfly. Your laser-like tongue and agility are more than a match for attacking insects... but you must fly over and around hedges to stay alive. **\$16.95 + S & H**

BLACK HOLE

Listen... If you liked Parsec, you'll love Black Hole! Dynamic special effects put you in control of two spacecraft against the Black Hole Empire. One or two players. (Joysticks recommended.) **\$16.95 + S & H**

Four Star Classic JUNKMAN JR.

The year... 2487 A.D. The place... Aging planet Earth in the dying city of Burrwin, Illinois. You are collecting pollution for transport to an outer space junkyard. But you must listen for vicious micro-dogs. Only your agility will save you! Entertains with lively music, spritely action, imaginative graphics and sound. From DataBioTics. (Joysticks recommended.) **\$16.95 + S & H**

Science Fiction Thriller STAR RUNNER

You are a captive, aboard the starship Arcturus, laden with plundered treasure taken from your planet.

Your mission... recover the stolen booty stored on all 25 decks of the starship, one deck at a time. Your only weapons are blinding speed and your blaster.

Music, sound effects and colorful visual cues combine to make *Star Runner* the best entertainment value ever for your 99/4A. From DataBioTics. (Joysticks recommended.) **\$16.95 + S & H**

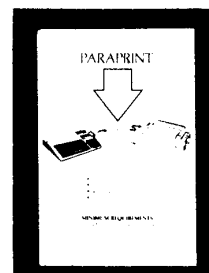


Magic in a Module WORDWRITER

Simply plug your *Wordwriter* cartridge into the module slot and instantly you can: create mounds of text, up to 12,286 characters (36,782 with memory expansion); insert and delete characters, lines or whole paragraphs easily; turn word wrap on and just type; turn line number display on or off at will; reformat text to neat margins after changes are made to your document; search and easily find key words or phrases within your document; and set left and right margins and horizontal tabs where you want them from the keyboard.

Wordwriter allows you to load and save from disk or cassette, as well as print a hard copy. From DataBioTics. (Requires RS232 interface and printer cable or Parallax-TI Interface and Printer.) **\$34.95 + S & H**

WORDWRITER+

With *Wordwriter+* you need only your console and a printer. Includes all the features of *Wordwriter* (above) PLUS it has a 20-pin edge connector for direct hookup to your printer. Printer cable included. (Requires Parallel Printer.) **\$54.95 + S & H**



Not Just Another Memory Expansion THE SUPERSPACE II 32K MEMORY MODULE

Have you ever wished for a cartridge with all your favorite software? *SuperSpace II* gives you the power to create your own cartridge-based software. Load in your own assembly code, vacuum software out of other cartridges, or even save your favorite ROM cartridges to disk and run them at the touch of a single key! Design your own menu loader for up to 7 Assembly Language programs with this ingenious module, equipped with a battery to save your programs in memory for at least two years.

Included with the cartridge in this great package is a built-in Editor/Assembler GROM and a free Editor, Macro Assembler disks, and the *SuperSpace II* manual, plus *Introduction to Assembly Language* and another bonus book. To get you started, a menu and cartridge loader are provided, along with E/A utilities, GROM header templates, a bitmap graphics demo and a free "C" compiler. (Requires Disk System and Memory Expansion.) **\$59.95 + S & H**

THE SUPERSPACE 8K MEMORY MODULE

All the features of *SuperSpace II* but with 8K of memory. Does not include the books or "C" compiler. **\$34.95 + S & H**

SUPER 4TH

Almost as fast as Assembly, but easier to learn. *Super 4th* supports speech and sound, multiple disk drives (including Hard Disk!). Comes with Decompiler and 109 page manual. Requires *Superspace I or II* and disk system. **\$17.95 + S & H**

Super Spreadsheet CONSOLE CALC

Console Calc is a new electronic spreadsheet built into a cartridge for convenience. Its calculator-like simplicity makes it a joy to use. Best of all, because it's a cartridge, all you need is your 99/4A.

Console Calc allows you to track income and expenses and prepare income tax records easily. Constructing your own professional-looking forms, table and charts for business or school using the 11 simple commands is even a snap with *Console Calc*.

Console Calc expands its usefulness as you expand your system. A 864 cell spreadsheet enlarges to 2520 cells with 32K Memory Expansion. Load and save your records to cassette or disk; or get a hard copy on your printer if you have one. Written in 100% Assembly Language from DataBioTics. **\$24.95 + S & H**

CONSOLE CALC+

Same as above with the addition of a built-in parallel printer interface which lets you plug any standard parallel printer directly into *Console Calc* with the supplied cable. Start printing your work without the need to purchase any other equipment. (Requires parallel printer.) **\$44.95 + S & H**

PARAPRINT PRINTING CONNECTION

New from DataBioTics, the most advanced parallel printer interface for the TI-99/4A computer. With *Paraprint*, you can connect any parallel-input printer directly to your computer... simply plug one end into the side of your console, and the other end into your printer.

Paraprint does not split lines ever like the others. *Paraprint* lets you set both left and right margins. It even lets you turn word wrap on and off from the keyboard!

There is even a special word wrap that you control when listing your BASIC or EXTENDED BASIC programs. **\$39.95 + S & H**



Parsec, Munchman, TI-Invaders and Car Wars are trademarks of Texas Instruments Inc.

Send order and make checks payable to:

TEX-COMP

P.O. Box 33064, Granada Hills, CA 91344

AUTHORIZED DEALER



VISA and MASTERCARD
HOLDERS CALL DIRECT

(818) 366-6631

24 Hour Order Line

TERMS: All prices F.O.B. Los Angeles. For fastest service use cashiers check or money order. Add 3% shipping and handling (\$3.00 Minimum). East of Mississippi 4 1/2%. Add 3% for credit card orders. Prices and availability subject to change without notice. We reserve the right to limit quantities.

NOTE: Payment in full must accompany all orders—credit card, company check or money order for immediate shipment. Personal checks require up to 4 weeks to clear. California orders add 6 1/2% sales tax.

CHARA1—

Continued from Page 22)

(CR, etc.), when CTRL-U is used to toggle into the so-called "Special Character Mode," the display actually shows the hex value of the selected character. (See page 146 of the TI-Writer manual.) Values from 10 through 15, in hex, are normally indicated by capital letters, i.e. A, B, C, D and F.

Why TI defined them as lowercase in CHARA1 is not quite clear to me. Thus, I redefined them as capital letters. I also did not care for PA, used to indicate a form feed. So, in my file, it is now an FF. Anyone with similar misgivings can do as I did. I suggest doing this before the next step, text/screen reversal, and to be sure that any changes are first written back to the disk.

Assuming all that has been done, it is time to proceed and make those control codes really pop out at you when they are in a file. Reversal of the text and screen colors (also referred to as inverse video) is done by replacing the 16 hex values of the string with its complement. To understand what is happening, let's look at >0 and >F as used in CALL CHAR.

While >F turns all four pixels of a block on, >0 does the opposite, turning all of them off. >1 means that the first three pixels are off, the last pixel is on. >E does exactly the opposite.

Before I embarked on changing the hex values in my CHARA1 file, I drew up a quick reference:

Norm 0 1 2 3 4 5 6 7 8 9 A B C D E F

Inver F E D C B A 9 8 7 6 5 4 3 2 1 0

The upper line (Norm) represents the values shown in the original CHARA1 file. The lower line shows the hex complements. Simply replace the digit shown by the sector editor with the one below it.

For instance, if it shows 0B74, that would translate to F48B. It is that simple, though it is a tedious task. By the way, do not change ASCII 30 (cursor), which is located on the last line of sector one (0070 7070 7070 7070). If you reverse it, you'll get a one pixel wide cursor (vertical line) that is not easy to see.

The procedure I have described does not make the control characters easier to read. There simply are not enough pixels available in text mode for better resolution. However, their presence is much easier to spot and that in itself has been a big help to me.

Doyle Bynum dies

Doyle Bynum, aged 63, died June 25 in Lancaster, Texas.

His funeral was June 27 in Lancaster.

Bynum was born in Snyder, Texas, in 1923.

With his son Don Bynum, he was co-founder of Softmail and Texas Peripherals.

Don Bynum says his father became interested in computing in 1981, when "I gave him a computer and a Teach Yourself BASIC cassette course for the 4A. Before that the data processing people where he worked had been giving him a hard time, but when he got a few buzzwords, he was more able to get what he needed from them."

The elder Bynum remained active on Texnet on The Source even after their companies were sold in 1985.

"The morning of the day he died he got on The Source," his son says. "I found his printout from when he'd been on that morning. Being on there gave him something to do after his retirement. He was able to make a contribution, and got some recognition for it."

Bynum is survived by his wife, of Lancaster; and one son, Doyle Bynum, and two grandchildren, all of Rockwall, Texas.

Memorial contributions may be made to the Alumni Association of McMurray College in Abilene, Texas.

TAPE has 80-column software


TAPE (Technical Application Product Engineering) announces that TI-Writer and Multiplan are now available for owners of the Mechatronics 80-column card.

The TI-Writer will be sent to users who send in a disk and return postage, while Multiplan is available for \$5, according to Franz Wagenbach of TAPE.

He says the TI-Writer runs from Editor/Assembler. The Multiplan requires the Microsoft Multiplan cartridge.

Upgrade of the Mechatronics GRAM-Karte to 512K is available for \$165 he says. The upgrade is "piggybacked" on the GRAM-Karte and there is one solder joint to make, which can be customer-installed or "we will do it for them," Wagenbach says.

TAPE also offers the QUICKDISK Drive from Mechatronic, which is a mass storage device of the TI-74 BASICCALC. Price will be under \$200, Wagenbach says. For further information or to order, write TAPE, P.O. Box 4042, Ontario, CA 91761.



192K RAM BATTERY-BACKED

\$53* PC Board, Manuals & Software
\$45* Five or more boards with one manual and set of disks.

*PARTS AVAILABLE ELSEWHERE FOR ABOUT \$100/720 Sector
 *OHIO RESIDENTS ADD 5.5% SALES TAX

NOT JUST ANOTHER RAMDISK...

THE ONLY BATTERY-BACKED RAMDISK for the TI-99/4A. The on-card batteries recharge when you operate your computer. The batteries will last for years and the entire 192K RAM memory is battery-backed including the DSR RAMDISK Operating System.

THE ONLY FULLY OPEN PE-BOX CARD. The Horizon RAMDISK contains no EPROM or ROM. The DSR Operating System is in RAM and is loaded from a floppy disk. DOCUMENTED SOURCE CODE is provided for those who wish to understand AND MODIFY the Operating System.

THE ONLY PERIPHERAL WITH DSR RAM which allows the assembler language programmer to write Device Service Routines. The Horizon RAMDISK memory is decoded entirely within address space >4000 to >5FFF. A special loader (provided with SOURCE CODE) enables AORG Editor/Assembler object files to be placed in the RAM on the card. You can write all new CALL subprograms for TI BASIC, power-up and interrupt service, and DSR routines making use of the 192K battery-backed RAM. >4000 to >5FFF is always enabled, and the remaining 196K is paged in 2K at a time in >5800 to >5FFF with the LDCR instruction.

THE ONLY RAM CARD YOU CAN BUILD your self at substantial savings over fully constructed models. You can buy the printed circuit board, user's manual, Operating System software, and an ILLUSTRATED step-by-step construction manual with schematic and parts list and get the parts wherever you can find the best deals. Hundreds of TI Enthusiasts have built the Horizon RAMDISK. If you've had any experience building electronic kits you can too — at SIGNIFICANT SAVINGS! (If you want a fully constructed, tested and warranted unit, we sell those too.)

EASY TO USE...

- > Functions just like a TI floppy drive, only FASTER! Load the operating system with a single key press, then access the RAMDISK as you would a floppy disk.
- > Compatible with software using standard DSR/LNK including sector copy, Disk Manager II, MG Explorer, TI Writer, TI Multiplan, and Editor/Assembler. Compatible with TI BASIC, TI Extended BASIC, TI and Wycove FORTH, TI LOGO, and Assembly Language.
- > Comes with the DM-1000 Disk Manager. Loads from BASIC of Ext BASIC in 1 second with CALL DM.
- > Compatible with existing hardware including MAXIMEM, GramKracker, and the RAM/GRAM Card.
- > Accepts drive names from DSK1 to DSK8.
- > DIP switch sets CRU Base from >1000 to >1700.
- > Adds CALL Subprograms to BASIC to: 1) set the drive number, 2) set write protect, 3) set maximum sectors, 4) enable DSR for direct access, 5) execute M/L code from BASIC, 6) execute M/L code from BASIC, 7) execute M/L code from BASIC, 8) for execution from running Ext BASIC programs.
- > Comes with complete DSR SOURCE CODE. Explains how to write A/L CALL routines to enhance TI BASIC.

HORIZON COMPUTER LIMITED
 P.O. Box 554
 Walbridge, Ohio 43465

Fowler's flagship TIBBS ceases

By LAURA BURNS

The nation's first TIBBS has closed down, but its creator says this is a sign of its success.

Ralph Fowler of Kennesaw, Georgia, near Atlanta, says he shut the board off June 1, after placing a notice that he would do so if calls didn't pick up.

The main feature of the board, he says was downloadable software for the TIBBS, and, he says he would get "two or three calls a week. Most people were mailing in for it and now if people want it I would rather encourage them to get it from their users group."

He notes that for the last six months or so the board has been dedicated to the BBS software.

"The message bases were still there, but they were not being used much," Fowler says.

Also, he notes, the board was down for a while before the June 1 closedown, because of his move to a new home.

"I figure the TI community is getting what they need on a local level," he says. "There's not that much need for a board you have to call long distance. The TIBBS software has been distributed enough that

people can get it from their own area."

The year from the latter part of 1985 to the first part of 1986 marked the all-time high for Fowler's TIBBS, he says, with approximately 27,000 calls, "probably 50 percent of them long distance."

Many of the calls, he notes, were "people calling to get the board in a proper way."

After about March 1986, Fowler notes there were "a lot of TIBBS systems around the country. I did not have many programs, games and such to download, just mostly TIBBS-related programs."

Ironically, later in 1986, he says, he put his TIBBS on a PC.

"A hard disk for the TI is still rather expensive, and I couldn't keep the entire TIBBS program online. My job requires me to have a PC online. With the TI I only had two drives. So I had the other online with Xmodem and someone could download in batch format, which is faster—where I didn't have to put different files on at different times. That TIBBS program takes three single-sided disks," Fowler explains. "People would call me and I would put them on one at a time. This way (with the board on a PC), someone could call in

on PC Pursuit in the middle of the night."

Fowler says he has been building a house since July 1986 and this has "slowed me down on the computer."

He adds, "I never did run the board for people in Atlanta. There are about 160 other boards in Atlanta and I think two of them are TIBBS. Lots of people now are not willing to call long distance for what they can get locally. I wouldn't myself. Unless there was something out there I really wanted I wouldn't make a long-distance call. Why should someone make a long distance call when they can get it locally? The boards are out there and people can modify them any way they want as long as they leave my name on."

Fowler adds, "It would be nice if some of those people who got the systems would send some earnest money. I wasn't having any problems selling the program through commercial channels before I made it fairware. But since Fast-Term was made fairware, I thought that a BBS should be, too."

He mused, "As soon as I get settled in here, I might put it back on line. I wonder if I did if anyone would call?"

National group aids clergy TI users

By LAURA BURNS

Most TI users groups in this country, even if they have members outside their area, are geographical in scope.

That is, they'll be identified by a city or town name, or sometimes an area name or nickname (the Central Texas Users Group, the Nutmeg 99ers in Connecticut), and that's where the action is for the group.

Not so the Pastors User Group, headquartered in Plainview, Texas. The group is unique in that it is keyed to an occupation.

At the time the group was founded, in August 1986, according to the Rev. Steve Venable, "I was pastor of two small churches in west Texas and I was using my TIs left and right. I earned a degree in computer programming before I went into the ministry. There was another United Methodist pastor in Spur and he didn't do anything with his TI, but I was introducing him to things on it and wrote a few programs for him. He told me about a pastor in Amarillo who had a TI and could use some help, and I thought, 'This is ridicu-

lous.' So we just decided to form a club."

The group has grown to about 25 members, Venable says, with members from all areas in the United States, one from Canada and one from England. Geographically, the largest membership contingents are from Texas and Georgia, with "six or seven members" for each of those two states. "I can understand Texas, but I don't understand Georgia."

He describes the membership as "ecumenical"; about one-third Methodist, one-third Baptist, and the rest as pastors from other denominations or of non-denominational churches.

"We don't do any theological stuff in our newsletter," adds Venable, who is now associate pastor at the First United Methodist Church in Plainview. "We try not to step on anybody's toes or hurt anybody's feelings."

Quality 99 to take American Express cards, offers catalog to TI99/4A users

Quality 99 Software of Washington, DC, has been authorized to accept American Express credit cards, according to Quality 99 president Larry Hughes.

Quality 99 also accepts Visa and Mas-

tercard, Hughes said.

For a free Catalog #23J of disk programs, users may call or write Quality 99 Software, 1884 Columbia Rd. #1021, Washington, DC 20009, (202) 667-3574.

Allow 6-8 weeks for delivery

USERS GROUPS—

Continued from Page 26

Ohio

Cin-Day User Group, 416 Pinewood Ave., Piqua, OH 45356 (new address).

Penn Ohio Users Group, 71 Elm St., Struthers, OH 44471. 24-hour BBS.

Oregon

Eugene 99/4A Users Group, P.O. Box 11313, Eugene, OR 97440. Laurel Crenshaw, president, (503) 998-8590. Meets 8:30-11:30 a.m. second Saturday of month at Eugene Water and Electric Board Cafeteria, 400 E. 4th. MUG users meeting at 6:30 p.m. the Monday following (phone president for location). Newsletter. Disk and user group exchange newsletter libraries. Group purchasing. Annual dues \$18 in March, prorated for new members.

Utah

Ogden TI99/4A User Group, 1005 S. 100 W., Clearfield UT 84015. Phone: (801) 773-2552. Supporting TI99/4A, Geneve 9640.

Washington

Tacoma 99ers, P.O. Box 48283, Tacoma, WA 98442. Vern Schrotenboer, president, (206) 848-6872. Meets twice a month, year round. Newsletter.

FCC proposes ruling on data transmission services

A proposal before the Federal Communications Commission would provide that companies offering online data transmission services through local telephone loops should have to pay access fees to hook up to the phone networks.

Currently, packet-switching networks, data base and online services and services that offer protocol conversion are defined as "enhanced services," not subject to regulation. The proposal would redefine them as "basic services," according to an article by Brock N. Meeks in the March 1987 *Microtimes*.

Michael Scharge, writing in the *Washington Post*, has suggested that these access fees could run as high as \$5 an hour per user for data communications services such as CompuServe, The Source, Telenet and Tymnet. Meeks says that GTE's PC Pursuit, which uses modems at both ends of its connections, could see an additional \$8 or \$9 charge per hour.

Currently telephone services such as MCI, Clay-Desta and Sprint pay a similar fee for their hookups. Scharge notes, however, that data transmissions take up far less space than voice transmission on a phone line. Bandwidth for one voice transmission would be adequate for 12 data transmissions, he notes.

He cites Bill Von Meister, founder of The Source and Quantum Link, as suggesting a per-line or per-bit basis for any charge, rather than a per-user or per-time charge.

Pushing for passage of the fee proposal, called Computer Inquiry III, are the Bell Operating Companies and AT&T, according to Meeks.

Scharge notes that the FCC proposal would provide for exemption of private data networks, such as those operated by the Ford Motor Company and Boeing.

PASTORS' USERS GROUP—

Continued from Page 25

A few non-clergy also belong to the group, he says.

"We've had several who weren't ministers who called up or wrote and said, 'My pastor has a TI,' or 'I have a TI and my pastor relies on me for computing,'" he says. "Not many—our group has about three or four of those kinds of guys."

Venable says that "since we can't get together and have a meeting" he feels responsible for passing on any information passed on to him by members in the group's newsletter the LOGOI, which, he explains, is a Greek word meaning forum or discussion. "We use it as a forum for passing on information."

And, even though the information is not theological in nature, it is occupationally specific, he notes. Programs have included a sermon illustration file and a membership tracking program. "This can help you keep track of how active church members are and in which activities," he notes.

For further information, write the Pastor's User Group, c/o Steve Venable, 1015 W. 7th, Plainview, TX 79072.

BBS moves south

The Pro-99er BBS has moved from Massachusetts to Florida, according to sysop Gary Blydenburgh.

New telephone number for the board is (305) 951-7681. The board operates 24 hours at 300/1200 baud with X-Modem downloads. The board also sells the Myarc product line, he says.



At the **Core**

HEADING FOR COLLECTION
OF CHOICE QUOTATIONS



Titles for Bound Newsletters

The **Arrowwood Baptist**
1980

Picture of
the Pastor



From the LOGOI, ideas on using graphics programs in church newsletters

Junkman Junior

Another 'classic' game module

By RAY KAZMER

Think back to the days when your first 99/4A arrived. If you are a typical 99'er, you also bought a pair of TI joysticks and a Munch Man module. Remember the joystick cramps that soon followed? Well, prepare to re-live those exciting days of yesteryear, video-game fans, because Junkman Junior, your next high-speed thriller, is here!

Long ago, I lost my *compu-phobia* (an unnatural fear of "hurting" my computer, by pressing a "wrong key") so when I slid Junkman Junior into my module port, I ignored the documentation and just let 'er rip! Wrong. You must read the docs, even though they are lacking many important facts.

The docs were written by Stephan Meyers, who also wrote the "module version" of the game, and W.R. Moseid, president of DataBioTics. These docs are quite unlike any you've seen from TI. Starting with a tongue-in-cheek history of what's been going on in Burrwyn, USA, in 2087, we learn Junkman Junior's real identity, a little about his prior job and even what happened to his dog, Tinker, who, due to an unfortunate mishap, does not appear in this game. In short, the docs are entertaining, but not overly informative about the operation of the game. The humor earned the "B" I gave it on the report card. No points were deducted for the typographical errors, but I do have a few more N.B.T. complaints.

What's N.B.T.? All 11 game levels have been given titles and show up at the bottom of the playing screen (a nice touch) just before you begin the action. The title of level one is "No Big Thing." You will eventually memorize all of the titles. The reason I mentioned it now is because my next complaints are also N.B.T., but worth a look.

One item which should have been in the docs, is the fact that this game has no pause feature. If it does, I certainly couldn't find it. This means, you must play the game, from go to whoa, with only a brief musical respite between levels (barely enough time to relax my claw-like grip on the joystick.) But that's how it's played. If I had known

Review

Report Card

Performance	A
Ease of Use	A
Documentation	B
Value	A
Final Grade	A

Cost: \$16.95

Manufacturer: DataBioTics Inc., P.O.
Box 1194, Palos Verdes Estates, CA
90274

Requirements: Console, joystick

it had no pause at the outset, I would've probably saved lots of J.J.s.

Another docs boo-boo, is that they neglected to say that you'll get a new J.J. when (if) you reach 7500 points. Sure, it's N.B.T., but when do I get my next replacement, if any. Knowing a replacement is ready in the wings gives me more incentive. It should have been mentioned.

Also N.B.T. is that the scoring is not thoroughly explained. After exhausting myself on one level, I would take a quick count of the score and remaining bonus,

which is added, then becomes the score on the next level. But the next level's score was always higher than it should've been. Why? Was this a bug? No, the reason I was confused is because the docs don't mention that a second bonus was being awarded.

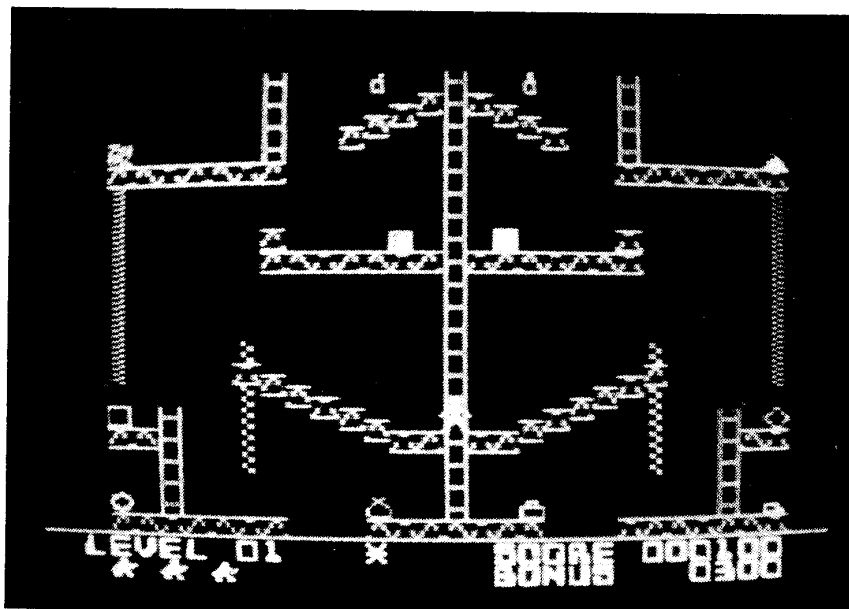
The ignored bonus works like this: In addition to "bonus," you get 25 points per remaining man, multiplied by the level number. In Extended BASIC, it looks like this:

```
((MEN*25)*LEVEL)(BONUSSCORE)
NEXT LEVEL'S SCORE.
```

It should have also been explained that the displayed bonus counts down at a steady pace, no matter what difficulty (read "speed") level you selected to start the game. This means, that if you select a lower difficulty (1-4) at the start, you'll never get a bonus, even if you do maneuver all game levels perfectly. Difficulty selections range from 1 (super slow motion) to 9 (approaching light-speed). If you wish to win a bonus, you must play at difficulty 5, or higher. You should start low (4-5) and work your way up, when your usual difficulty level gets too easy.

Only one thing is worse than sparse information in docs, and that is erroneous information.

See Page 29



JUNKMAN—

Continued from Page 28

formation. In the sixth paragraph in the manual, in which the difficulty selection is described, the 1 and the 9 were swapped around. Can you imagine my surprise, if I had read the docs first, then selected a difficulty level of 9, thinking that was the slowest setting?

One last major item was overlooked — how to abort a bad game. While maniacally punching every key in a futile effort to find a pause function to save my last J.J. from an onslaught of vicious little marauders known as "MicroDogs" (more about them later), I hit a FCTN-5. Poof! The ropes, girders, ladders, everything vanished. It was all replaced by a single word "Difficulty" on a black screen. I was suddenly back to the start of a new game. What a lousy way to make a discovery.

Through trial and error, I found that pressing only the 5 key would also zip me back to the start of a game. However, if I pressed it for more than just a split second, the game would restart at Level 5. Holding down FCTN-5, however, returns you to the start without a hitch. Now I could experiment, or dump a game in which I had lost my first J.J. too quickly, without having to turn the console off, which also deleted the high score. If you experiment the way I did, you'll definitely use this feature, so make a note of it. You won't find a mention of it in the documentation.

Now, the good part, the game itself. It was written by Steve Mildon, who also gave us Advanced Diagnostics. After seeing both programs, I'm a confirmed Steve Mildon fan. Bravo! I want to see more.

Until Junkman Junior came along, I always felt it was okay to base a final grade on an average of all the combined grades. But since Mildon did such a first class job of programming, I feel it would be unfair to him, to include my lower grade for the docs. After all, docs are not what we're paying for.

Other games which are similar to Junkman Junior include TI-Runner, Midnite Mason, Donkey Kong, Burgertime and, perhaps, Popeye.

Although Junkman Junior is a "girders and ladders" game, as are all of the others, that's where the similarity ends. I mention this merely to give you an idea of how this

game works. In other regards, Junkman Junior is unique.

The module is the same size and shape as a standard TI module, but it lacks an automatic reset. In other words, to load this game you must first turn your console off (if it's on) then insert the module. As Junkman Junior's title screen appears, we get a brief musical greeting, then see a glimpse of each of the 11 screens. For less able joystick-yankers, this may be the only time they'll see all the levels.

We meet the MicroDogs on the first level. The docs are accurate in describing these malevolent little beasts, which are no bigger than a period. In fact, that's exactly what they are. We are told we'll "hear a noise like a tiny bark" just before they attack. It sounds more like a gunshot to me.

MicroDogs usually float slowly onto the screen from the top, bottom or sides. When they align with J.J., pow, they suddenly zip straight at him. Sometimes, you don't even see them until after you hear the pow. Still, they're not as dangerous as they sound and you can elude them, with practice. Their greatest threat to J.J. is that they are very distracting and can easily make you zig, when you should zag.

As the game level increases, the MicroDogs' aim improves. On Level 5 there are two of the varmints after J.J. They also have a nerve-racking habit: They don't always attack. If they did, you'd know what to expect. Ever so often they just float by, ignoring J.J. While he (you) stands there ready to dodge them, your bonus shrinks away.

Now, here's the bad news. Once you get good enough to reach Level 7 two of the little demons still come floating onto your screen, but when you hear that pow...ugh, it's just too awful to describe. (But here's a clue: Level 7 is named Criss-Cross. It should've been named "Zig-Zag.")

One of the novel things in Junkman Junior is what happens when you lose a man, either by a hit from a MicroDog, contacting another of many hazards or, more usually, one of your own errors. Poor J.J. goes tumbling all the way to the bottom of the screen. He bounces off every obstacle on the way (ladders, girders) and flops, legs akimbo, with a circle of tiny "stars" dancing around his head. All this

occurs to the tune of a jazzy rendition of the familiar funeral dirge plays. Though you lost a man, you get the impression that he wasn't really "killed," only badly dented. When he's replaced, it's as if the battered J.J. has gone off for repairs so he can try again in the next game. This must be seen to be believed.

True to his image as a hero, J.J. even picks up junk after he's taken a spill and is tumbling and bouncing off girders. And, if he's lucky, he will fall onto the last remaining piece of junk on a level, which saves his neck. You would then move to the next level without losing a man.

But I'm getting ahead of myself. Why is Junkman Junior asking for our help? Because we must assist him in trying to save the world, of course. (Would anything less be worth such an effort?) Some nasty sounding aliens have zapped most of Earth's population into mindless, suicidal litterbugs. We must get all this junk picked up or face awful consequences.

There's actually two ways to play this game: For score and for planning. Though most levels share the same basics (girders, ladders, ropes) the patterns change and a new hazard is pitted against you on each level. As a result, this is not merely a "white-knuckle" game. You must also understand and learn each level. Being able to pick various difficulty settings is the key. If you're running J.J. at your own maximum speed and find that he's always getting bumped off at the same spot, you should down-shift and restart at a lower difficulty level. Once you've figured out what you are doing wrong at that spot, you can shift back to the higher level. If you intend to win this game, you'll use this technique.

Is Junkman Junior the "perfect" game? Well, no. I have a couple of minor complaints, but nothing drastic enough to lower its final grade. I did lower the "Ease of Use" grade to just an "A" for the following reason: Level 2 seems way too hard to be seen so early. By comparison, Level 3 is a snap. It is rare when I can get past Level 2 without losing at least one man. (You start with a total of four J.J.s).

Next, the attrition rate on J.J.s is so high, even when played at a lower difficul-

Avatex 1200/1200hc Modem

Price makes this one right

By J.P. GALLAGHER

Have you gone to using 1200 baud yet? Ah, you thought of it but \$250 to \$300 is too much for the budget. If \$99.95 to \$119.95 sounds better, then read on.

There is a company in Sunnyvale, CA, that doesn't believe that good has to be expensive. They go by the name E+E Data Comm. One of the items they market is a little gem called the Avatex modem. This article is devoted to how to make this not-designed-for-the-TI99/4A modem work like a horse for you. In fact E+E Data Comm doesn't even make a cable for the TI.

The first step is to "shop" around the many mags and periodicals for the best price. (Apparently E+E Data Comm hasn't discovered the resource that this fine magazine [MICROpendium] caters to.) The price can range from a discounted \$99.95 from large mail-order companies to \$149 from those firms that have you pay for the name of the place you ordered it from. I have even seen the Avatex 1200 advertised for \$89.95. So be sure you are "time wise and not penny foolish" when buying.

Once you have decided where to purchase the modem you have a choice of two models, the Avatex 1200 or the Avatex 1200hc. What's the difference? About \$10-\$20 and a few more goodies. The Avatex 1200 is about 80 percent Hayes compatible (which will accommodate most emulator programs or BBSes). The Avatex 1200hc is 100 percent Hayes compatible. The Avatex 1200 is warranted against any manufacturer defects for one year, while the 1200hc is warranted for two years. Unless you plan on using the modem for a contact sport, either one should last longer than a visit from your relatives. Also, the 1200hc has its very own speaker.

What do you get for your hard-earned dollars?

- 1) A direct connect modem that operates at 300 or 1200 baud (give the Mickey Mouse Eared modem back to Mickey).
- 2) A three "push" button control panel; one for on/off, one for forcing 300 or 1200 baud and one to switch from "voice to data" connection.

Review

Report Card

Performance.....A+
Ease of use.....B-
Documentation.....A-
Value.....A+
Final Grade.....A

Cost: \$99.95 to \$119.95

Manufacturer: E & E Data Comm, 1230 Oakmead Pkwy., Suite 310, Sunnyvale, CA 94086

Requirements: Console, TV or monitor, terminal emulator program, RS232 interface, telephone.

3) To the left of the push button are eight (count 'em, eight) LEDs. From left to right they are "RI," lets you know when someone's calling or transmitting or when you are dialing out; "TM," test mode, yep, this little gem will trouble-shoot itself whenever you tell it; "MC," modem check, continuously checks the modem's operation when on and not in use and goes off during data transmission; "RD," receive data, flickers whenever the modem receives data, which at 1200 baud it "blinks" pretty fast; "SD," you guessed it, comes on whenever your modem sends data; "TR," terminal ready, comes on whenever you "power up" the modem and signals that the signal (DTR) is operational; last but not least is the "POWER" LED—you're right again, it means you turned the modem on.

4) Now for a feature that has mixed blessings. On the back of the modem you have the standard "phone/jack," RS232 (female) port and the AC adaptor socket (adaptor included) plus a series of DIP switches. The DIP switches allow the user "manual" control over some very important functions that are used for the average telecommunication application. The user manual included with both modem models gives you the factor settings and even explains why.

The mixed blessings begin with the fact that you will have to ignore the factory settings and change the switches to accommodate the TI and most of the software written for telecommunications. The following settings work with MASS Transfer 4.0 or higher, 4a/Talk, Fast-Term and TEIII.

Switch #1 - up	(Data Terminal Ready, line signal detect)
#2 - up	(Modem messages displayed in words)
#3 - down	(Modem messages displayed on screen)
#4 - up	(Modem Commands displayed)
#5 - up	(Enable Auto Answer)
#6 - up	(Carrier Detect, line signal activated)
#7 - up	(Clear To Send, line signal activated)
#8 - down	(Modem commands recognized)

You can "play" with any combination you want to suit your tastes, but the above work the best for most BBS programs as well.

OK, now that we've tackled the option switch (DIP) situation, let's venture on to the cable. First of all, the modem does not come with a cable. This is OK for TIers because we gotta make our own anyway. In fact, all the companies I talked to do not stock a TI-compatible cable.

If you have a "knack" for wiring or have mastered the upside-down and backwards world of the RS232 jumper box, you will have no problem making a working patch cable. If you are not versed in the aforementioned, take this article to a friend and/or technician who is.

There are at least two ways you can make a patch cable. The first is by buying two (male), 25-pin RS232 connectors (that's what I said, two male connectors, because both the TI-RS232 and the Avatex 1200/1200hc have female ports); a couple of metal shields for the connectors (metal is better than plastic, as metal reduces RF interference); and some resin core solder, soldering implement and at least two feet of multistrand wire (at least

See Page 32

Bubble Plane

Getting up with the chickens

By **BRYCE WILCOX**

When I first sat down to this game at the 1987 Computer Faire in Denver, Colorado (sponsored by the Rocky Mountain 99ers), I wasn't the least bit disappointed.

The performance of this new game was quite good and the eye-pleasing "Bubble Plane" graphics kept my eyes riveted to the screen.

Later, as I read the manual and had a chance to talk with the creator, I learned that "Bubble Plane" is 100 percent assembly language, runs from X BASIC, and costs only \$9. It was looking better and better!

(Wilcox evidently received a sale price. The manufacturer says the game retails for \$15.—Ed.)

The graphics are, for the most part, typical 8x8 sprites and average 1 or 2 char trees, men and chickens ("CHICKENS?" you say? I'll get back to that later.) There are two exceptions to this standard:

First, the left-to-right (or right-to-left) scrolling is *extremely* jerky, and the plane jerks with the rest of the screen! This is quite disconcerting, and though I was soon able to ignore it I hope future versions of Bubble Plane will not suffer from the same problem!

Second, the "Bubble Plane" itself, a small soap-bubble sprite, can point its rounded nose in 16 directions! This was really fun to watch, and several times during the game I stopped to see the cute-looking crusader do loops and twirls on the screen in response to my joystick!

One of the many interesting things about this program is the fact that the author (who lives in Colorado Springs and founded Gadego) saw fit to add several strange features with such bizarre names and purposes as "Fudge," which is what happens if the enemy soldier parachutes onto the wrong surface and disintegrates! One such phenomenon is "Chickens" (I told you I'd get back to it). As your

Review

Report Card

Performance A-
Ease of use A
Documentation A
Value A
Final Grade A-

Cost: \$15

Manufacturer: Gadego Software, 6305 Rabbit Ears Circle, Colorado Springs, CO 80919.

Requirements: TI compatible computer, TV or monitor, disk system, 32K RAM, Extended BASIC.


acrobatic aircraft loops over barns and dodges clouds, he will encounter a *chicken* sitting on a factory roof or standing on a house's chimney! Although the author asked me not to reveal the exact purpose of "chickens," I can assure you that the logic (or lack thereof) in the crea-

tion of these funny fowls is rare in computer games and well worth seeing in action.

The purpose of this game is to defend Bubblonia from the evil "Grunslanian Jets," which fire missiles at the good guys. As your Bubble Plane flies over the peaceful Bubblonian landscape, a brief "Buzz" is heard and a Grunslanian Jet arrives on the scene. On the earlier levels all you must do is stay above or below the Jets and you are safe, but, as you get further along, the Jets fire *guided* missiles! There are a couple of ways provided in the booklet to escape these, but the player will soon discover his own additional ones, necessity being the mother of invention!

Overall, I would recommend this game to anyone who enjoys a good romp through Wonderland *or* to anyone who likes an aerial dogfight, coupled with the challenge of a series of mazes as well as the challenges of bombs and bad guys!

According to the manufacturer, a cassette version of the game will be issued at a later date.—Ed.



JUNKMAN JR.—

(Continued from Page 29)

ty setting, that getting a replacement J.J. at 7500 points is not enough. Many of my bouts ended so fast that I hardly knew what hit me. A replacement at after every 5000 points would be far less frustrating.

When the game ends, all graphics scroll rapidly down through the bottom of the picture (an unusual effect). I had no doubt that the game had ended. Suddenly, the screen is full of horizontal bars of wildly flashing colors, probably indicating that those nasty aliens have beaten Earth. Since the game screens have titles, this one should also have one. I'll name it "Eyeball Shocker."

This game responds to commands faster than you'd believe. I've used a variety of joysticks with it (with mixed results.) One factor is the "throw" of a joystick (how far the stick moves, before making a contact), which eliminated my old TI sticks.

I also own a well-used Pro-Stick II — one fire-button broken and the other embedded in its innards — which gave surprisingly good results. After pulling it apart and cleaning the remnants of its contacts, it even worked a little better.

The third stick I tried was purchased for practically nothing at a swap meet and wasn't intended for use with a TI. After fixing the wires it worked, but as I made a particularly desperate leap I yanked the shaft clean out of the unit. Needless to say, my J.J. wasn't around for very long after that, and neither was my el cheapo joystick.

I tried my last stick, my newest purchase, which shall remain nameless (but it fits your hand and has switches inside which go clickety-clack when its red shaft moves.) This stick has no way to lock out diagonals. Strangely enough, that was not a problem. Hitting only the verticals and horizontals is an art, which requires very little practice. The problem with this unit is that the micro-switches do not always let go when the shaft is released. When you expect J.J. to stop, he just keeps going, scampering right off the ends of girders. I had the reverse problem with the fire-button, which occasionally requires the strength of Hercules to push it. This causes J.J. to jump late or not at all, which always ends in disaster. The sticking switches may only be inherent in my unit, but I have a

hunch that it is more wide-spread. This stick will jam, when the shaft is jerked too hard, to one side. It also jams with Munch Man. Joysticks represent the link between any game and the player. In this case, it's a weak link.

So, what stick do I recommend for use with this game? Any stick which works flawlessly. (I haven't found one, yet.) From now on, Junkman Junior is *the* game on which I'll test any new joysticks.

There you have it, video-game fans. If you haven't already bought a Junkman Junior, you'd better do it soon. Your module collection is incomplete without it.

But one word of warning: Junkman Junior is addictive. It is also the newest classic. I can hardly wait for the movie to come out.

AVATEX MODEM—

(Continued from Page 30)

seven strands). If you can't find any wire, standard telephone wire (four strands) will work doubled up just fine.

The second way (the one I prefer) is to purchase a two to ?? foot length of standard (male to male) connector installed wired straight through to all 25 pins. Then purchase a standard (male to female) connector "jumper-box" for the RS232, some resin core solder and a soldering implement. You will have to be extremely careful of what side of the jumper-box you wire to be the modem and what side is to represent the RS232. I strongly encourage you mark at least one side of the jumper-box bread board connectors to indicate which is the modem pin-out and/or which is the RS232 pin-out. If they are switched

around, i.e., you plug the jumper-box into the modem port, connect the pre-wired cable and connect the pre-wired cable to the RS232 port, the modem will just sit there or start doing some strange things. The correct method is: Plug the finished "jumper-box" into the RS232 port first, connect the cable to the modem port. Once you have all the cables, etc., connected, be sure you "tighten/fasten" them to the modem, themselves and the RS232. All too often transfer problems can be traced back to an improperly secured cable.

(The B- grade for "ease of use" is only because the user has to build the cable.)

CAUTION: When using the jumper-box method pay close attention to where the pin numbers are on the bread board. When making a cable from scratch, don't mix the ends up as they are both male connectors.

Another thing I like about the jumper-box is you can insert your wires and test your configuration first before soldering.

Once you have checked all final connections (recommend the use of an Ohm meter), you are ready to connect the finished product in the manner previously described. There you have it. Now you can enjoy this rather sophisticated piece of hardware at a total of around \$140. Since most modems of this caliber for or orphan cost more, coupled with the fact that you still have to buy a TI configured modem cable, you've got a great deal.

If I had to say something negative about the Avatex 1200/1200hc it would be in the way the user manual requires you to bounce back and forth between sections to acquire all the neat information you received in this article. The manual is 72 pages long and goes into some pretty seri-

(See Page 34)

Correct pin-out connections

MODEM	RS232
(female side of jumper-box)	(male side of jumper-box)
OR	OR
(either male connector for when building the cable from scratch)	
PIN # 1 - (Protective Ground)	1 - (Protective Ground)
2 - (Transmitted Data)	3 - (Received Data)
3 - (Received Data)	2 - (Transmitted Data)
6 - (Data Set Ready)	20 - (Data Terminal Ready)
7 - (Logical/Signal Ground)	7 - (Logical/Signal Ground)
8 - (Carrier Detect)	19 - (Terminal Ready RS232/2)
20 - (Data Terminal Ready)	6 - (Data Set Ready)

Newsbytes

Seattle schedules second TI event

The second annual TI Faire in Seattle, sponsored by seven Washington State users groups, is scheduled for Sept. 26 at the Sea-Tac Holiday Inn.

Among those scheduled for the Faire, according to Barbara Wiederhold, one of the organizers, are Franz Wagenbach of TAPE, Jack Riley and Lou Phillips of Mechatronics, Jim Horn of the Computer-Serve TI Forum, Chris Bobbitt of Asgard Software, Scott Darling, TI sysop on GENIE, and a representative from Millers Communications of Seattle, producer of Videofile, a video titles program for the Myarc 9640, scheduled for release at a later date.

Wiederhold said her store, the Queen Anne Computer Shoppe, will be represented as will Bits and Chips, another Seattle TI dealer.

She says that "a couple of spaces" remain for interested vendors. Last year's event attracted 800 persons, Wiederhold noted.

The Faire will take place from 10 a.m. to 6 p.m., with a "fun night" scheduled for that evening, she says. A hospitality suite will be open the night before, she says.

For further information, contact Chuck Wynne, president of the Puget Sound 99ers, at (206) 745-3249 or Wiederhold at the Queen Anne Computer Shoppe, 6102 Roosevelt Way N.E., Seattle WA 98114 or (206) 522-6558.

Advance Australia Faire notice

The TI Brisbane Users Group will sponsor a Faire in May 1988, according to Gary J. Christensen, coordinator.

The Faire is being scheduled to coincide with Expo '88 in Brisbane, Queensland, Australia.

Christensen says both commercial vendors and many users groups in Australia will be represented. He says that products by Australian computer engineers, including RAMdisks, mini-expansion systems and three-slot expansion boxes, will be

displayed.

For further information, contact Christensen at 36 Henzell St., Kippa-Ring 4020, Qld. Australia or 07-284-1841.

Wisconsin Faire set for Nov. 8

The Wisconsin 99er Computer Council and the Milwaukee Area User Group announce their fourth annual TI Computer Faire from 9 a.m. to 4 p.m. Nov. 8 at the Airport Holiday Inn, 5311 So. Howell Ave., Oak Creek, Wisconsin.

The fair is being held as the second part of a TI Weekend which begins with the Chicago TI Computer Faire Nov. 7 at Triton College.

Booths are available to vendors on a first-come, first served basis at \$35 for the primary booth and \$25 for each secondary booth, according to Gene Hitz, Faire coordinator. Booths will consist of a 64-square-foot area with an eight-foot table and several chairs. Electricity will be provided if necessary, he says, but vendors should bring their own cables and cords. The Quality Inn is offering special room rates to participating vendors of \$38.75 single occupancy and \$45 double occupancy.

Seminars, speakers, product demonstrations and door prizes will be featured, Hitz says. Admission to the Faire is \$2.

For further information contact Hitz at 4122 Glenway, Wauwatosa, WI 53222 or (414) 535-0133.

DIJIT introduces AVPC in Los Angeles

DIJIT Systems of San Diego, California, introduced its latest product, the Advanced Video Processor Card, at the 99/FEST-WEST/87 in Los Angeles.

According to the manufacturer, the AVPC fits into the Peripheral Expansion Box and is compatible with existing TI99/4A software. It features 80-column text and advanced graphics with up to 512 colors, the manufacturer says. The AVPC also supports Mouse and Light Pen inputs.

The DIJIT Systems card contains 192K of video RAM and is designed to work with the "DIJIT-EYEzer," and external

Gen-lock and video digitizing accessory. According to the manufacturer, it will allow titling and graphic overlays on home video as well as computer manipulation of external video images, giving the TI99/4A video processing power comparable with the Atari ST and the Amiga.

The product is scheduled for release in August for \$195. For further information, or to order, contact DIJIT Systems, 4345 Hortensia St., San Diego, CA 92103 or (619) 295-3301.

Asgard releases V2.0 of Recipe Writer

Asgard Software has released Recipe Writer 2.0. The upgraded program has been rewritten in c99 and "completely changed," according to Chris Bobbitt of Asgard.

He says the new version features space for a full title, the oven temperature, 23 lines of ingredients and 23 lines of preparation instructions; a line for multiple keywords to describe the recipe; wildcard keyword search routine to allow the user to find all recipes with any given keyword even if it was misspelled; complete recipe editing utilities; complete print utilities; a conversion utility to convert the ingredient list by any factor (for instance, make a recipe for two into one that serves seven); the ability to build an index of recipes and compact if for searches of 15 seconds or less; and 100 percent compatibility with the Myarc Geneve 9640.

Minimum requirements for the program are a TI99/4A, 32K, TI Extended BASIC or Editor/Assembler and one disk drive. Printer is optional.

Price is \$19.95 including shipping and handling.

Also available is the Electronic Chef series of companion disks for Recipe Writer 2.0.

Titles currently available are Southwestern Foods and Appetizers & Soups.

Scheduled volumes are Meat Dishes, Chicken Dishes, Side Dishes and Desserts.

All volumes, which require Recipe Writer 2.0, are \$6.95 each, including shipping and handling.

Owners of the previous version may ob-

See Page 34

Newsbytes

Continued from Page 33

tain Recipe Writer 2.0, which includes a new manual, for \$5 and return of their master disk to Asgard.

For further information, or to order, contact Asgard Software, P.O. Box 10306, Rockville, MD 20850 or (301) 559-2429.

BBS in Ohio

The Penn Ohio Users Group operates a 24-hour TIBBS, according to Gary Karas of the group.

He says the board operates at 300/1200 baud with seven data bits, one stop bit and no parity. Phone number is (216) 755-8220.

5th Chicago Faire set

"The Computer that Refuses to Die!!" is the theme of the fifth annual Chicago TI99/4A Computer Faire from 9 a.m. to 6 p.m. Nov. 7 in the Ironwood Room of Triton College in River Grove, Illinois.

In addition to vendor booths and product information, the Faire will feature lectures, seminars and technical demonstrations and presentations. Subjects include Pascal programming, assembly language programming, TI-Artist and TI-Writer.

For further information, write the Chicago Area TI99/4A Users Group, P.O. Box 578341, Chicago, IL 60657, or leave a message on the group's 24-hour BBS, (312) 966-2342. For voice contact, call Grant Schmalgmeier, (312) 477-0690, 9:30-11:30 p.m. Central Standard Time.

Board number wrong

The phone number for the Miami Users

Group BBS was incorrectly listed in the June issue. The correct number is (305) 255-6307.

Panic Button option

A Panic Button is now available for your TI (or any computer, typewriter or object that gives you frustration).

The button is a bright red computer key imprinted with the word "PANIC," with an adhesive backing permitting its attachment to any dry object.

It is available at \$2.50 for two Panic Buttons from Memory Makers, 3024 Haggin St., Bellingham, WA 98226.

User Notes

Connecting a 9640 to an Amiga

Walt Howe, of the Boston Computer Society, offers advice on modifying a cable to connect a Myarc Geneva, to a Commodore Amiga monitor.

I bought an Amiga monitor, which

works beautifully, to use with my 9640. The monitor comes with a skimpy manual which fails to give information on pinouts or even that it can be used as a composite monitor or a digital TTL monitor as well. A cable comes with the monitor. It has a 23-pin D connector on the console end and a 9-pin D connector and phono jack on the monitor end.

I built the cable by removing the 23-pin D and replacing it with an 8-pin DIN that the 9640 uses. (It may take some searching to locate an 8-pin DIN.) I also had to add a second cable with a phono jack on the monitor end. The correct pinouts are as follows:

9640 pins	23-pin D pins	Function
1	-	12V supply (DON'T USE)
2	16	Ground and audio cable ground
3	(jack)	Audio
4	-	Composite (not needed)
5	3	Red
6	4	Green
7	5	Blue
8	10	Sync

On the 23-pin connector, pins 17 through 20 are also used, but are not needed.

Remove the 23-pin connector from the monitor cable, noting which lead is which.

(See Page 35)

AVATEX—

(Continued from Page 31)

ous areas such as what commands to test the modem's operations are and how they are to be interpreted. You will learn what and how to utilize the on-screen commands. The menu(s) built into one of the modem's 15 registers is fantastic. For those who might be wondering, the Avatex 1200/1200hc does not have a status register. The settings described will more or less eliminate the need for one.

As for myself I shopped around for quite a while before and after this modem appeared on the market. First I was tempted by its price, then when I found out what you got for that price I was convinced that it was the best buy for the money, even if you do have to make a cable. If anyone desires any help or additional information I can be contacted on GENIE E-MAIL "JP GALLAGHER", CompuServe ID #73147,343 or my 24-hour SAGEsoft BBS at (509) 244-9209. By the way, can you guess what modem I'm using?



Box 908921--Dallas, TX--75390

Summer Specials

Hardware

	REG. PRICE	SALE PRICE
MYARC 9640 COMPUTER	445.95	439.95
MYARC DISK CONTROLLER	145.95	139.95
MYARC RS232C INTERFACE	75.95	72.95
MYARC 512K MEMORY CARD	239.95	234.95
AVATEX 1200 BAUD MODEM	95.00	90.00
MECHANICALS		
128K GRAPHICARTS W/SOFTWARE	199.95	189.95
128K STANDALONE W/PIO	129.95	119.95
EPROMMER	129.95	119.95

Software

TI ARTIST	19.95	17.95
MG DISKASSEMBLER	19.95	17.95
FONTWRITER	24.95	22.95
TOTAL FILER	24.95	22.95
THE PRINTERS APPRENTICE	22.50	19.95
TFA FONTS DISK #1	11.50	10.00
RAPID COPY	14.95	13.95

Used Equipment

QUAN.	DESCRIPTION	PRICE EACH
1	T1 EXPANSION BOX	\$ 130.00
1	99/4A CONSOLE	45.00
4	T1 DISK CONTROLLERS	75.00
1	T1 PC001 PASCAL CARD	100.00
1	ORIGINAL T1 PRODUCT-NEVER RELEASED-IEEE-488 INTERFACE CARD - ONE OF A KIND	250.00

Now Available

REPAIR SERVICE - 99/4A CONSOLES
MOST REPAIRS - ONLY \$25 - CALL FOR
MORE INFORMATION

Call Us At 214-328-9257

ADD 4 % OF TOTAL ORDER FOR SHIPPING AND HANDLING

SORRY, NO LUNEDY CARD ORDERS

TEXAS RESIDENTS ADD 7 1/4 % SALES TAX

Free Catalog

OVERSEAS ORDERS PLEASE SEND INTERNATIONAL MONEY ORDERS.

User Notes

Continued from Page 34

The red, green and blue leads are jacketed in cables of the same color within the monitor cable, which makes it easy to keep track. Use the red ground (pin 16) as the 9640 ground. Trim away unnecessary leads, and trim all the leads you are using to the same length. Strip the ends, but keep the ends short. Similarly, trim your audio cable and lay it alongside the monitor cable.

Slip the 8-pin DIN connector shell over the two cables. I found it necessary to remove the sleeve from the shell to make it fit. I also clipped off the connector for pin 1 of the 8-pin DIN to prevent against any accidental short to the 12-volt supply, which could do some damage.

Carefully solder the connections as charted above. Solder the audio ground to pin 2 as well as the ground from pin 16. When you are through, check for shorts and reassemble the 8-pin DIN.

Rotate works with Instances

Steven Johnson, of Annapolis, Maryland, uses an Extended BASIC program he wrote to rotate TI-Writer Instances. Rotate can handle an Instance up to 110 characters.

To use the program just type in the filenames or use the defaults. The program will read in the Instance and rotate it a character at a time on the screen, then write it to disk in the proper TI-Artist Instance format and ask if you want to do another.

```
100 REM ROTATE BY S JOHNS
ON AND D WOOD * X-BASIC
110 REM rotates TI ARTIST INSTANCES 90 degrees.Run again
180 degrees etc.
120 R$="0123456789ABCDEF"
130 DISPLAY AT(1,1)ERASE ALL
:"ROTATE S JOHNSON & D WOOD" :: DISPLAY AT(3,1):"INPUT
FILE? DSK1.FILENAME_1" ::
ACCEPT AT(3,14)SIZE(-15):F1$
140 DISPLAY AT(5,1):"OUTPUT
FILE? DSK1.FIL2NAME_1" :: AC
CEPT AT(5,14)SIZE(-15):F2$ :
: CALL CLEAR
150 ON ERROR 370 :: OPEN #1:
F1$,INPUT :: OPEN #2:F2$,OUT
```

```
PUT :: INPUT #1:W,H
160 IF (W*H)>110)OR(W>24)THEN
DISPLAY AT(9,1):"THIS INSTA
NCE IS TOO LARGE": "TO ROTA
TE. SORRY....." :: GOTO 3
50
170 FOR M=1 TO H :: FOR N=1
TO W :: INPUT #1:A(0),A(1),A
(2),A(3),A(4),A(5),A(6),A(7)
180 Y(0),Y(1),Y(2),Y(3),Y(4)
,Y(5),Y(6),Y(7)=0 :: FOR R=0
TO 7
190 Y(R)=Y(R)+(A(0)AND 1)*12
8 :: A(0)=INT(A(0)/2)
200 Y(R)=Y(R)+(A(1)AND 1)*64
:: A(1)=INT(A(1)/2)
210 Y(R)=Y(R)+(A(2)AND 1)*32
:: A(2)=INT(A(2)/2)
220 Y(R)=Y(R)+(A(3)AND 1)*16
:: A(3)=INT(A(3)/2)
230 Y(R)=Y(R)+(A(4)AND 1)*8
:: A(4)=INT(A(4)/2)
240 Y(R)=Y(R)+(A(5)AND 1)*4
:: A(5)=INT(A(5)/2)
250 Y(R)=Y(R)+(A(6)AND 1)*2
:: A(6)=INT(A(6)/2)
260 Y(R)=Y(R)+(A(7)AND 1)::
A(7)=INT(A(7)/2):: NEXT R
270 X$="" :: FOR I=0 TO 7 ::
B=INT(Y(1)/16)
280 X$=X$&SEG$(R$,B+1,1)&SEG
$(R$,Y(1)-B*16+1,1):: NEXT I
:: CALL CHAR(33+K,X$)
290 CALL HCHAR(24-(K-INT(K/W)
)*W),INT(K/W)+2,33+K):: K=K+
1 :: NEXT N :: NEXT M
300 ON ERROR 370 :: PRINT #2
:STR$(H);";";STR$(W)
310 FOR R=W-1 TO 0 STEP -1 :
: FOR C=1 TO H :: CALL GCHAR
(24-R,C+1,W):: CALL CHARPAT(
W,B$)
320 FOR I=0 TO 7 :: T$=SEG$(
B$,2*I+1,2):: A(I)=(POS(R$,S
EG$(T$,1,1),1)-1)*16+POS(R$,
SEG$(T$,2,1),1)-1 :: NEXT I
330 PRINT #2:STR$(A(0));";";
STR$(A(1));";";STR$(A(2));";
";STR$(A(3));";";STR$(A(4));
";";STR$(A(5));";";STR$(A(6)
);";";STR$(A(7))
340 NEXT C :: NEXT R :: CALL
SOUND(110,262,0):: CALL SOU
ND(110,330,0):: CALL SOUND(1
10,392,0):: CALL SOUND(298,5
23,0):: CALL SOUND(10,40000,
```

```
30)
350 CLOSE #1 :: CLOSE #2 ::
CALL CLEAR :: CALL CHARSET :
: DISPLAY AT(2,1):"WANT TO R
OTATE MORE?(Y/N)N"
360 ACCEPT AT(2,26)SIZE(-1)U
ALIDATE("YNyn"):YN$ :: IF YN
$="Y" OR YN$="y" THEN K=0 ::
GOTO 130 ELSE END
370 CALL CHARSET :: DISPLAY
AT(1,1):"** DISK ERROR TRY
AGAIN!"
380 CALL SOUND(10,440,0):: F
OR DEL=1 TO 500 :: NEXT DEL
:: RETURN 130
390 CALL CHARSET :: DISPLAY
AT(9,1):"** DISK ERROR WRIT
ING!" :: CALL SOUND(10,440,0
):: RETURN 350
```

A history of DM1000

The following "history" of Disk Manager 1000 comes from the Rocky Mountain 99ers. DM1000 is a Fairware disk manager. The program has enjoyed great popularity and has been revised numerous times. It's too bad not all programs get as much attention as DM1000. Depending on which version you've got, you'll see where you stand in relation to the evolution of DM1000.

Version 3.0, fixes Version 2.4

- Incorrect file count when going from 'M' to 'C.'

- File copy produced could be disastrous if the file being copied was stored on the master disk as a non-continuous file and the size of the first segment was exactly 39 sectors, with additional sectors located in another segment on the disk.

Version 3.1, fixes Version 3.0

- File copy would give a bad copy if the master file was a fractured file of exactly 39 sectors and the same file name was on the copy disk.

- When entering a file name in various modes it was possible to mess it up.

Unfixed bugs in Version 3.1

- Unable to display some DIS/VAR 80 files that contains lots of control characters. Computer hangs up.

Version 3.3

- Changed defaults on sweep and disk (See Page 36)

User Notes

(Continued from Page 35)

initialization.

— Read/Write errors get cleared after first use on disk copy.

— File 'MGR1' may now be called any name and all features of DM1000 will work. This works only with TI and Cor-Comp disk controllers.

— Loader for the Myarc disk controller is called LOADMY.

— During disk initialization menu, user may use the up arrow key to return to previous prompt.

Version 3.4

— Able to delete/copy/move one sector files.

— Adds 'up arrow active' notice when up arrow will return to previous prompt.

Version 3.5

— Able to type/print DIS/VAR and DIS/FIX 80 files while the file listing is on the screen by pressing 'T' for type (display) file to screen or 'P' to print to list device, with optional control codes sent to printer first. The 'P' and 'T' commands are valid in left-most field only.

— EOF (end of file) notice added to the lower lefthand corner of the screen.

— DIS/VAR and DIS/FIX 80 menu is removed.

Version 3.5 is the most recent update.

Stop it, I mean it

The following program, which appeared in the newsletter of the Pueblo Colorado 99'er User Group, tests the hand-eye coordination of the user. No, it's not really a test. It's a game. And it runs in BASIC. The are five columns, see, each headed by a letter of the alphabet, from A to E. Sprites representing the same letters, but randomly selected, appear from the left the screen and dart across the columns. The object is to stop each letter on the corresponding column. Much easier said than done. The game runs faster in Extended BASIC. The author of the program is unknown.

```
10 REM TI STOP-IT TO SCROE
   PRESS "S" IN CORRECT COLUMN
```

```
20 CALL CLEAR
30 INPUT "NUMBER OF TURNS? "
```

```
:B
40 CALL CLEAR
50 REM SCREEN
60 FOR A=1 TO 5
70 CALL VCHAR(1,10+2*A,30,24)
80 CALL HCHAR(1,20+2*A,96+A)
90 NEXT A
100 REM START GAME
110 I=INT(RND*5)
120 D=INT((RND*22)/2)*2+2
130 FOR A=4 TO 32 STEP 2
140 CALL HCHAR(D,A-2,31)
150 CALL KEY(1,KEY,STA)
160 IF KEY<>2 THEN 230
170 IF 24+2*I=A THEN 200
180 CALL SOUND(100,110,0)
190 GOTO 260
200 CALL SOUND(100,2000,0)
210 G=G+1
220 GOTO 260
230 CALL HCHAR(D,A,I+65)
240 NEXT A
250 REM NEXT TURN
260 T=T+1
270 IF B=T THEN 290
280 GOTO 100
290 PRINT "NUMBER OF TURNS:"
:B
300 PRINT "NUMBER OF HITS:"
G
```

VDPUTIL3 runs BASIC in XBASIC

The following program, by John Behnke of the Chicago TI99/4A User Group, appeared in the group's newsletter, Chicago Times.

The program allows the user to run BASIC programs that use the characters 15 and 16 in Extended BASIC. Extended BASIC doesn't permit the use of these character sets since they are reserved for sprites. BASIC, of course, does not support sprites.

The program rewrites the CHAR and COLOR subroutines so that they are able to access character sets 15 and 16 in Extended BASIC. The BASIC program will run faster in Extended BASIC and larger BASIC programs that won't run with a disk system will run in Extended BASIC because of the increased memory.

After entering the program, save it in

MERGE format (DSKx.VDPUTIL3,MERGE); load the BASIC program into Extended BASIC; merge VDPUTIL3 (MERGE DSKx.VDPUTIL3); save the program to disk and then run the program.

```
1 CALL VDPUTIL3
32250 SUB VDPUTIL3 :: CALL I
   NIT :: CALL LOAD(8196,63,232)
   :: CALL LOAD(16360,80,79,75
   ,69,86,32,37,164):: CALL LOA
   D(9491,100)
32260 CALL LOAD(9636,2,224,3
   7,20,3,0,0,0,4,192,2,1,0,1,2
   00,1,37,18,4,32,32,12,4,32,3
   2,24,18,184)
32270 CALL LOAD(9664,200,32,
   131,74,37,0,184,32,131,18,37
   ,19,2,3,0,2)
32280 CALL LOAD(9680,4,192,1
   92,67,4,32,32,12,4,32,32,24,
   18,184,216,224,131,75,37,0,5
   ,131,136,3)
32290 CALL LOAD(9704,37,18,2
   2,242,192,32,37,0,2,1,37,2,1
   92,131,2,34,255,254,4,32,32,
   36)
32300 CALL LOAD(3726,4,192,2
   16,0,131,124,2,224,131,224,4
   ,96,0,112):: CALL LOAD(8194,
   39,4):: SUBEND
32310 SUB CHAR(A,A$):: A$=A$
   &"0000000000000000"
32320 FOR B=1 TO 16 STEP 2 :
   : C=ASC(SEG$(A$,B,1)):: D=AS
   C(SEG$(A$,B+1,1)):: C=((C>57
   )*7-48+C)*16(D>57)*7-48+D
32330 CALL LINK("POKEV",767+
   B*A+(B+1)/2,C):: NEXT B ::
32340 SUBEND :: SUB COLOR(A,
   B,C):: CALL LINK("POKEV",206
   3+A,(B-1)*16+C-1):: SUBEND
```

Radio Shack keeps you cool

On the subject of keeping your console cool, Joe Nuvolini, of Colorado Springs, Colorado, writes: I read with some interest the User Note (June 1987) concerning cooling fans for the console. While I'm sure they work, they are really not necessary if you install the Radio Shack

(See Page 37)

User Notes

(Continued from Page 36)

replacement switching power supply (Cat. No. 277-1016). They cost only \$4.95, which is probably cheaper than the fan you need to cool the console with the original power supply. This new one runs cooler because it will handle a bigger load.

I found this out in a round-about manner. I read an article in the LA 99ers Topics by Ken Hamai about running a TI full height drive with one of these power supplies. You simply hook up the 12 volt and 5 volt outputs to the corresponding drive inputs along with the ground.

To run the Radio Shack power supply you need to connect a 12.6 volt 3 amp transformer to the red and white input wires of the power supply. This transformer (Cat. No. 273-1511) costs \$6.99 at Radio Shack. You should also put a one-half amp fuse on the input line of the transformer to protect the circuit.

I hooked it all up and it worked just fine. I formatted a disk and copied Funnelweb, a rather full disk, to it. I tried the same thing with the original TI console power supply and it would not support the drive operation. It became hot and the voltage dropped to a point where the system could not read or write. If you think about it, the whole power supply costs only \$11.94. That's a lot cheaper than going out and buying one. I mounted the components on a short piece of 1x6. One caution — be sure to hook the 5 and 12 volts up correctly, or you can blow your drive if you happen to attach the 12 volts from the power supply to the 5 volt input of the drive.

In any event, continuing with my original thought on the cooling fan, since the Radio Shack power supply has a greater output capacity it works less and runs cooler in the console. Why pay \$14.95 for a cooling fan when you can accomplish the same result by just changing the power supply?

(As Nuvolini demonstrates, there's more than one way to skin a cat or cool a computer — Ed.)

Tips on using CTRL U and Disko

Gerard Volbrecht, of Les Granges, France, writes: You published a User Note

from I letter a wrote about Multiplan (February, 1987)...but I must correct on point. Recently, I found that it is possible, using the method I explained, to access the files OVERLAY and MPHLP from an Horizon RAMdisk — even if it is set at a CRU address different than >1000. I had tried that before...and it had failed. Today it works. I have not been able to figure out where I was wrong when I tried it the first time, but I was wrong.

I add two little tips to help you forget my mistake.

About TI-Writer: In his article, "Taking control of CTRL U" (September, 1985) William J. Bullock wrote that the greatest difficulty with the assignment of CTRL U keys to printer commands is that the in-text symbols that TI-Writer displays on the screen for these keys have no logical relationship to the printer commands they generate.

Using a sector editor, it's possible to change the pattern of the characters displayed in the CTRL U mode by editing the CHARA1 file that comes with the TI-Writer update. The pattern of each character takes eight bytes. The pattern of the first one (code 0, produced with SHIFT 2 while in the CTRL U mode) begins on the seventh byte of the file. So, you can display on the screen meaningful symbols for the printer commands, like the ones TI-Writer provides for Line Feed and Carriage Return, even icons or reverse video letters. (See Page 22—Ed.)

About the sector editor DISKO: The version I got was designed for use with a SSD drive — the program would accommodate only 360 sectors. To set this default number to 720 sectors, change the bytes >0167 to >02CF. On my version, modified for a GRAM device, I found these bytes on the tenth sector of the file.

Character shifter

We're not sure what you will do with this routine, but Character Shifter, by Jerry Macdonell of Kirkwood, New York, may have some uses in Extended BASIC programs. As presented here, the program adds a 00 to the beginning or end of a string of 94 displayable ASCII characters (33-127). After the ASCII characters are

displayed, each character will either rise or sink. The 00 in lines 130 and 140 may be replaced by any hex code. You may want to substitute FF so that a solid block will replace each character as it flies away.

```

10 REM -----
20 REM CHARACTER SHIFTER
30 REM -----
40 CALL CLEAR :: PRINT "UP OR
  R DOWN (1 OR 2)?" :: PRINT "
  "
50 ACCEPT AT(24,1)VALIDATE(D
  IGIT):A
60 IF A>2 THEN 50
70 CALL CLEAR
80 FOR I=1 TO 3 :: FOR U=33
  TO 127 :: PRINT CHR$(U);: N
  EXT U :: NEXT I
90 FOR I=33 TO 127
100 X=INT(10*RND)-5 :: Y=INT
  (10*RND)-5 :: CALL SPRITE(#1
  ,I,2,98,120,X,Y)
110 FOR Y=1 TO 8
120 CALL CHARPAT(I,A$)
130 IF A=1 THEN B$=SEG$(A$,3
  ,14)&"00" :: GOTO 150
140 B$="00"&SEG$(A$,1,14)
150 CALL CHAR(I,B$)
160 NEXT Y
170 CALL DELSPRITE(#1)
180 NEXT I

```

MIN and MAX in console BASIC

Floyd Donaldson, of Buckingham, Quebec, notes that BASIC doesn't have the MIN and MAX functions supported by Extended BASIC. But he doesn't let that get him down. To provide the function in BASIC, he wrote two lines of BASIC code. The code is in lines 100 and 110 of the following routine. In the formulas, N1 represents the first number and N2 represents the second number. The result of the operation is returned in the name of the functions in lines 120 and 130. It doesn't matter whether the high number occurs in N1 or N2.

```

70 INPUT N1
80 INPUT N2
100 MIN=((N2<N1)*-N2)+((N1<
  N2)*-N1)

```

(See Page 38)

User Notes

(Continued from Page 37)

```
110 MAX=((N1>N2)*-N1)+(N1<
N2)*-N2)
120 PRINT MIN
130 PRINT MAX
```

ENVITEST reports environment

The following program, by William J. Wallbank of Duxbury, Massachusetts, allows the user to determine whether the programming environment is BASIC or Extended BASIC. Also, it provides a resolution to the "PI token identity anomaly." In Extended BASIC, PI is a reserved word and has an identity. In BASIC, PI is a variable which requires a computed value to be assigned to it. Moreover, by using the environment routine, speech programs may be written which will function in either BASIC or Extended BASIC environments. Wallbank writes:

This demo program uses techniques I've developed to permit a program to identify its environment and branch accordingly. For instance, a program with tagged assembly language code will execute in Extended BASIC yet ignore the code in BASIC. Or you can run a BASIC only program by including the VDPUTIL2 subprogram (see User Notes February, 1986), which will be called only if in the Extended BASIC environment, such as C. Regena's Teeth Wisdom. One version does all, excepting very large programs.

The PI token identity code does work, but awaits another's more elegant solution.

Now you can easily write a program which will auto-select whether to access the Terminal Emulator II or the Extended BASIC speech synthesizer mode, as per sample.

Except where noted, enter this program in Extended BASIC. Lines calling for entry from BASIC should be entered first. Then load Extended BASIC, load the program with its BASIC lines and enter the remaining lines.—Ed.

PROGRAM EXPLANATION

120 — Resents RND to a known first value. Program looping and Extended BASIC program chaining might otherwise step to the next RND value.

130 — V82 in BASIC, while V21 in Ex-

tended BASIC.

160 — Sample only. Name and merge in your subprograms first. Then name and put your disk utilities on-line. The routines and utilities must be co-existable. CALL INIT can be called only once.

200 — Enter this line from BASIC.

230 — Enter this line from BASIC. Assigns the computer value to the BASIC variable PI.

250 — Enter this line from BASIC, and any successive PI.

280 — Assumes that both the TE2 and the speech synthesizer are on-line.

310 — If the speech synthesizer is connected, then this address holds a non-zero value. (Thanks to Craig Miller.)

```
100 CALL CLEAR
110 REM * IDENTIFY THE ENVI
RONMENT *
120 RANDOMIZE (0)
130 V=INT(RND*100)
150 IF V<21 THEN 180
160 CALL INIT :: CALL VDPUTI
L2 :: CALL LOAD("DSK1.PDUMP"
)
170 REM * ID PI TOKEN *
180 IF V=82 THEN 230
190 XPI=PI
200 PI=XPI
210 L$="XBASIC PI="
220 GOTO 250
230 PI=4*ATN(1)
240 L$="BASIC PI="
250 PRINT L$;PI
```

```
260 REM * ID SPEECH MODE *
270 IF V=21 THEN 300
280 OPEN #1:"SPEECH",OUTPUT
290 GOTO 330
300 REM * CHECK SP. SYN. *
310 CALL PEEK(-28672,SP)
320 IF SP=0 THEN PRINT "SPEE
CH SYN. NOT CONNECTED!"
330 FOR W=1 TO 3
340 READ SP$
350 IF V=21 THEN 380
360 PRINT #1:SP$
370 GOTO 390
380 CALL SAY(SP$)
390 PRINT SP$
400 NEXT W
410 IF V=21 THEN 430
420 CLOSE #1
430 END
440 REM * DATA AREA *
450 DATA HELLO,GOODBYE,END
30001 SUB VDPUTIL2
30002 REM THANKS TO
30003 REM JOHN BEHNKE
30004 REM
30099 SUBEND
```

User Notes is a column of tips and ideas designed to help readers put their computers to better use. The information provided here comes from many sources, including TI home computer user group newsletters. MICROpendium pays \$10 for any item sent in by readers that appears in this column. Mail user notes to: MICROpendium User Notes, P.O. Box 1343, Round Rock, TX 78680.

Classified

Software

BA-WRITER V 1.4 UPDATE

BA-WRITER V 1.4, now available, is the Mail Merge Active version. It is compatible with all known peripherals (Horizon RAM Disk placed at CRU above >1100 included). It will be distributed by:

Mrs. LaVerne Searcy
10767 Jamacha Blvd. #175
Spring Valley, CA 92077. v4,n11

WRITE YOUR OWN TITLES

Video "movie" makers, give that spe-

Software

cial touch to your productions. Create professional titles with the Roll Credits title generator. For more info send SASE to:

Newcastle Enterprises, P.O. Box 31881-MP787, Phoenix, AZ. 85046 v4n6

SUPERBUG II

SUPERBUG II is the most versatile and flexible assembly language debugger available for the TI-99/4A. Its 32 commands allow you to perform virtually

Classified

Software

any action required to debug your programs. You can load, disassemble, test, patch, and save your programs. Output can be directed to screen, disk, or printer. This amazing program occupies only 8 Kbytes of Extended or SUPER SPACE memory. It is compatible with Extended BASIC and includes a professional 52-page manual. Send \$10.00 to Edgar Dohmann, Rt. 5 Box 84, Alvin, Texas 77511. v4,n7

MULTIPLAN TEMPLATES

These templates are used quarterly to reconcile: Federal payroll withholding, FICA, FUTA, California State unemployment, state disability and personal income tax. These are FREEWARE with purchase of Rocketman. CALIFORNIA PROGRAMS, 4014 San Pablo Dam Rd., El Sobrante, Ca. 94803. 415-222-1626. Visa or MasterCard. v4,n6

TUNNELS OF DOOM OWNERS!

Five exciting games for the TOD module packed on one SS/SD disk! New graphics, characters and stories combined with the module's 3D graphics and fantasy action. Requires TOD module, disk. \$7.95 & \$.75 S&H. Asgard Software, Box 10306, Rockville, MD 20850. v4,n6

TIGERCUB SOFTWARE

Over 130 original entertainment, education and programming utility programs in BASIC and XBASIC on cassette or disk, only \$2 each! 18 different full-disk collections, just \$10 each! Descriptive catalog \$1 refundable. TIPS FROM TIGERCUB full-disk collections of 50+ programs and files from Tigercub Tips newsletters, Vol. I, II, III and IV \$10 each postpaid. NUTS & BOLTS (#1), #2 and #3, full disks of 100+ utility sub-programs in XBASIC Merge format, ready to merge into your own programs, with documentation, \$15 each. 156 Collingwood Ave., Whitehall OH 43213. v4,n8

Policy

The cost of classified advertising is 25 cents per word. Classified display (i.e., special formatting or graphics) is \$9 per column inch. Classified advertisements must be paid in advance. Classified advertisers may request a category under which they would like their advertisement to appear, but the final placement decision is the responsibility of the publisher.

Classified deadlines will be kept open for as long as practical. For the purpose of classified advertising deadlines, any classified ad received later than the first day of any month cannot be assured of placement in the next edition. We will do our best to include every advertisement that is submitted in the earliest possible edition.

The publisher offers no guarantee that any advertisement will be published in any particular issue. Any damages that result either from errors in copy or for failure to be included in any particular edition will be limited to the amount of the cost of the advertisement itself. The publisher reserves the right to reject any advertisement.

The advertiser may elect to publish the advertisement in subsequent editions at the same charge, payable prior to publication. The deadline for carryover classifieds is the same as for new advertising.

In submitting an ad, please indicate whether you would like a refund if it is not published in the requested edition or whether you would like us to hold it for the next edition. Cancellations and refunds cannot be made after the second day of the month.

Send classified advertising to: MICROpendium, P.O. Box 1343, Round Rock, TX 78680.

Systems

COMPLETE SYSTEM

B&S console, expansion box, 32 K, RS-232, CorComp Disk Controller, recorder, 2 Disk Drives, Modem, TI-Writer, MiniMem, Extended BASIC, Logo, Assembly, Multiplan, issues of 99ers, synthesizer, twenty modules (with case) and lots of books and all cables. \$600.00 includes shipping. Call 408 479-9454. v4n6

Wanted

WANTED

PHP 1300 HEX-BUS Adapter Interface, CC-40 Lap Computer, PHM 3045 D (S.M.U) Electrical Engineering Library Used Also MG GRAM Kracker or Used GRAM/RAM Expansion Wanted Must Be in Good Condition Call (216) 793-3684 11 AM-5 PM v4n6

Miscellaneous

FOR SALE

Rare source codes and hardware for sale. The treasures of the TI world. Send SASE for a list to Mack McCormick, HHC 1-16 Box 112, APO NY 09046. v4n6

FOR SALE

MG GRAMKRACKER \$275 TI 32k Card \$70, 32k Standalone \$55, Speech Synthesizer \$25, Mini-Memory \$30, \$400

Miscellaneous

for package. James N. Stricherz (409) 845-1679 8am-5-m CDT. v4n6

99/4A P-CODE CARD WITH ALL DISKS AND MANUALS	\$150
FULL PE-BOX	\$350
TI LOGO II TEACHERS GUIDE(COPY)	\$45
PARALLEL PRINTER CABLE	\$15
MULTIPLAN NEW AND SEALED	\$29
INTERNAL DISK DRIVE (NEW)	\$39
IBM THERMAL PRINTER FOR TI99/4A	\$69
USED CONSOLE IN ORIGINAL BOX	\$65
HAYES COMPATIBLE MODEM CABLE	\$15

CALL OR WRITE
JIM LESHER
722 HUNTLEY
DALLAS, TX. 75214
214 821 9274 v4n6

Texas Instruments

TI-99/4a

Hardware & Software

TI-Artist, MG, CorComp, Romox, Moonbeam, Asgard Monitors, Modems, Cables, Printers, Books.

* Joysticks by Amiga for the TI * \$12.00

* PerCom Disk Drive/w Controller \$225

Speech Editor \$20, Speak & Spell \$10, Req S/E

TI RS232 \$95 ea. TrackBall \$20, Plato \$45

*P-Code Card/w Software \$165, TI Manuals

Hardware improvements: the 9928 VDP chip

TI Extended Basic \$49, Printer's Apprentice

\$22.50 & Font Disk \$11.50 same day UPS

Yes, we stock 9900 series chips & Rams

If We Don't Have it, We Can Get it!

L.L. CONNER ENTERPRISE

COMPUTER & ELECTRONICS

1521 Ferry Street

Lafayette, IN 47904

Call 317-742-8146 or 317-423-4879

Visa or M/C Accepted v4,n6

The LEADING monthly devoted to the T199/4A

Subscription Fees

\$17 for 12 issues via domestic third class mail
\$22.25 for 12 issues via domestic first class mail
\$22.25 (U.S. funds) Canadian or Mexican delivery
\$23.50 (U.S. funds) for 12 issues foreign delivery via surface mail

\$37.00 (U.S. funds) for 12 issues foreign delivery via air mail

Outside U.S., pay via postal or international money order; personal checks from non-U.S. banks will be returned

Texas residents add \$1.06 sales tax.

Address Changes

Subscribers who move may have the delivery of their most recent issue(s) delayed unless MICROpendium is notified six weeks in advance of address changes. Please include your old address as it appears on your mailing label when making an address change.

Back Issue Policy

Back issues of MICROpendium are available to subscribers only. Those wishing back issues may notify us of the issue(s) desired and include \$1.50 per issue desired in a check or money order. No shipping charge in U.S., Canada and Mexico; Texas residents add 6.125% sales tax. For foreign delivery, add 50 cents per issue surface mail, \$2 per issue surface mail. No discounts on orders of sets. All prices U.S. funds. **OUT OF STOCK: Vol 1, nos. 1-2**

Send me the next 12 issues of MICROpendium. I am enclosing \$ _____ in a check or money order in U.S. funds. (Texas residents add \$1.06 sales tax.)
Mail to: MICROpendium, P.O. Box 1343, Round Rock, TX 78680

Name _____

Address _____

City _____

State _____ **ZIP** _____

The set of numbers on the right of your mailing label indicates the cover date of your last issue.

v4,n6

P.O. Box 1343, Round Rock, TX 78680
Postmaster: Address Correction Requested

FIRST-CLASS MAIL
U.S. POSTAGE PAID
ROUND ROCK, TX

Permit No. 533