

Specifications

The specifications of the TM-D1000 are as follows:

Analog audio connections

MIC IN (channels 1 through 4)	XLR-type, balanced connectors	Input impedance	2.2 k Ω
		Input level (TRIM at max)	-65 dBu
		Input level (TRIM at min)	-15 dBu
		TRIM range	50 dB
		Headroom	16 dB
		Phantom power	switchable
LINE IN (channels 1 through 4)	1/4-inch TRS phone, balanced	Input impedance	10 k Ω
		Input level (TRIM at max)	-40 dBu
		Input level (TRIM at min)	+10 dBu
		TRIM range	50 dB
		Headroom	16 dB
INSERT (channels 1 through 4)	1/4-inch TRS phone, unbalanced	Output impedance	470 Ω
		Nominal output level	-20 dBu
		Maximum output level	+20 dBu
		Input impedance	7.5 k Ω
		Nominal input level	-20 dBu
		Maximum input level	-4 dBu
MIC/LINE (channels 5 through 8)	1/4-inch phone, pseudo-balanced	Input impedance	1.2 k Ω - 30k Ω
		Input level (TRIM at max)	-50 dBu
		Input level (TRIM at min)	0 dBu
		TRIM range	50 dB
		Headroom	+16 dB
OL (overload) indicators—channels 1 through 8			Red LED lights at +13 dB
EXT INPUT	1/4-inch TRS phone, balanced	Input impedance	20 k Ω
		Nominal input level	+4 dBu
		Maximum input level	+26 dBu
		Unbalanced RCA jacks	
		Input impedance	10 k Ω
		Nominal input level	-10 dBV
		Maximum input level	+14 dBV
GROUP OUTPUTS/AUX SENDS	1/4-inch TRS phone, unbalanced	Output impedance	100 Ω
		Nominal output level	-2 dBu
		Maximum output level	+14 dBu
		Unbalanced RCA jacks	
		Output impedance	600 Ω

STEREO OUTPUT	1/4-inch TRS phone, balanced	Nominal output level	-10 dBV
		Maximum output level	+6 dBV
		Output impedance	100 Ω
		Nominal output level	+4 dBu
		Maximum output level	+20 dBu
		Unbalanced RCA jacks	
		Output impedance	600 Ω
		Nominal output level	-10 dBV
		Maximum output level	+6 dBV
MONITOR OUTPUT	1/4-inch TRS phone, balanced	Nominal output level	+4 dBu
		Maximum output level	+20 dBu
		Maximum output level with EXT IN selected	+26 dBu
PHONES	1/4-inch stereo phone jack	25 mW + 25 mW into 47 Ω	

Audio specifications

METER	2 x 12-segment LED. OL lights when two successive samples reach a level of -0.2 dB
Faders	60 mm, 90 dB attenuation (1kHz)
MIC input residual noise	RMS, BPF, DIN audio, maximum gain, terminated with 150 Ω -125 dB
CMRR	MIC input, 1 kHz, maximum level 70 dB
	Nominal level <0.1%
THD	1 line to L-R OUT(1kHz) <0.013%
Frequency response (nominal level)	MIC, LINE IN, INSERT SEND (+0.5/-1.5 dB) 20 Hz - 25 kHz
	1LINE to GROUP/AUX, L-R (+0.5/-1.0 dB), EQ flat 20 Hz - 20 kHz
	MONITOR OUT (EXT IN to MONITOR OUT)(+0.5/-1.5 dB) 20 Hz - 25 kHz
S/N ratio	1 LINE to L-R OUT (balanced) >80 dB
	MONITOR OUT (EXT IN to MONITOR OUT) >80 dB
Noise level	1 LINE to L-R OUT (unbalanced) >83 dB
	1 LINE to GROUP/AUX OUT >80 dB
Crosstalk	@ 1 kHz, LR, GRP/AUX OUT >80 dB
	@ 1 kHz, MONITOR OUT >70 dB

Digital connections

DIGITAL IN A	XLR-type, RCA jacks. AES3-1992 and SPDIF inputs conform to IEC958
Optional DIGITAL IN B & C	
DIGITAL OUT A and B	XLR-type, RCA jacks AES3-1992 and SPDIF inputs conform to IEC958
TDIF-1 A	Conform to TDIF-1 standards
Optional TDIF-1 B	Conform to TDIF-1 standards
WORD SYNC IN/OUT	RCA jacks
MIDI IN.OUT	To MIDI standard

Digital processing

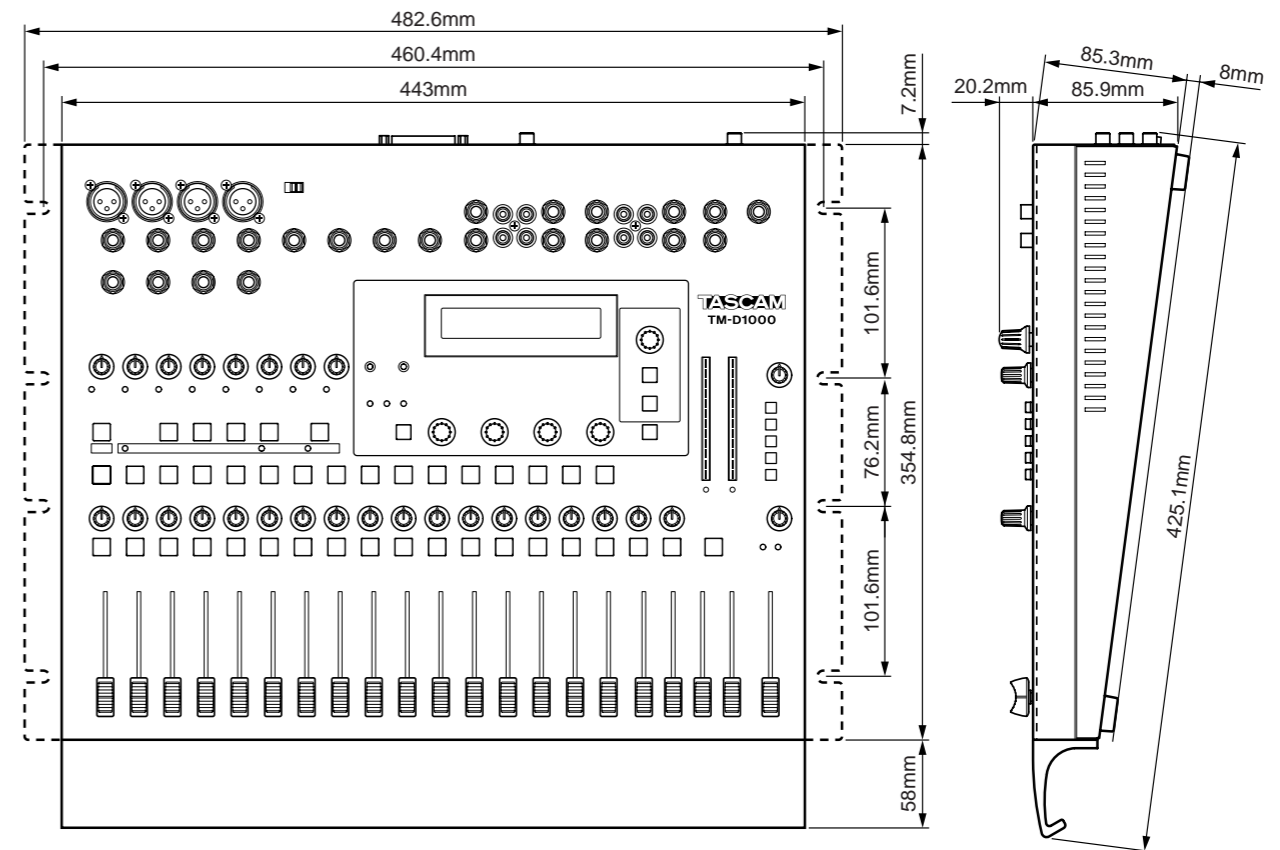
D/A convertor	20-bit (128 x oversampling)
A/D convertor	20-bit (64 x oversampling)
TDIF-1 output	16-, 20-, 24-bit (selectable)
Sampling frequency	44.1, 48 kHz (optional DIGITAL IN C includes a frequency converter) \pm 6% of nominal stated frequency
Internal processing	24-bit
Processing time	< 1.1 ms (MIC to L-R OUT with Fs=48 kHz)

Digital audio controls

60 mm input faders	+10 dB gain, 128 steps, shown as 101
AUX sends	0 dB gain, 128 steps, shown as 101
Panpots	127 steps, center -3 dB
EQ (LOW, MID & HIGH)	All bands \pm 15 dB in 61 steps, sweepable from 41 Hz to 16 kHz in 70 steps
EFF RTN/AUX RTN	+10 dB gain, 128 steps, shown as 101
GROUP/AUX 60 mm faders	+10 dB gain, 128 steps, shown as 101
L-R 60 mm master fader	0 dB gain, 128 steps, shown as 101

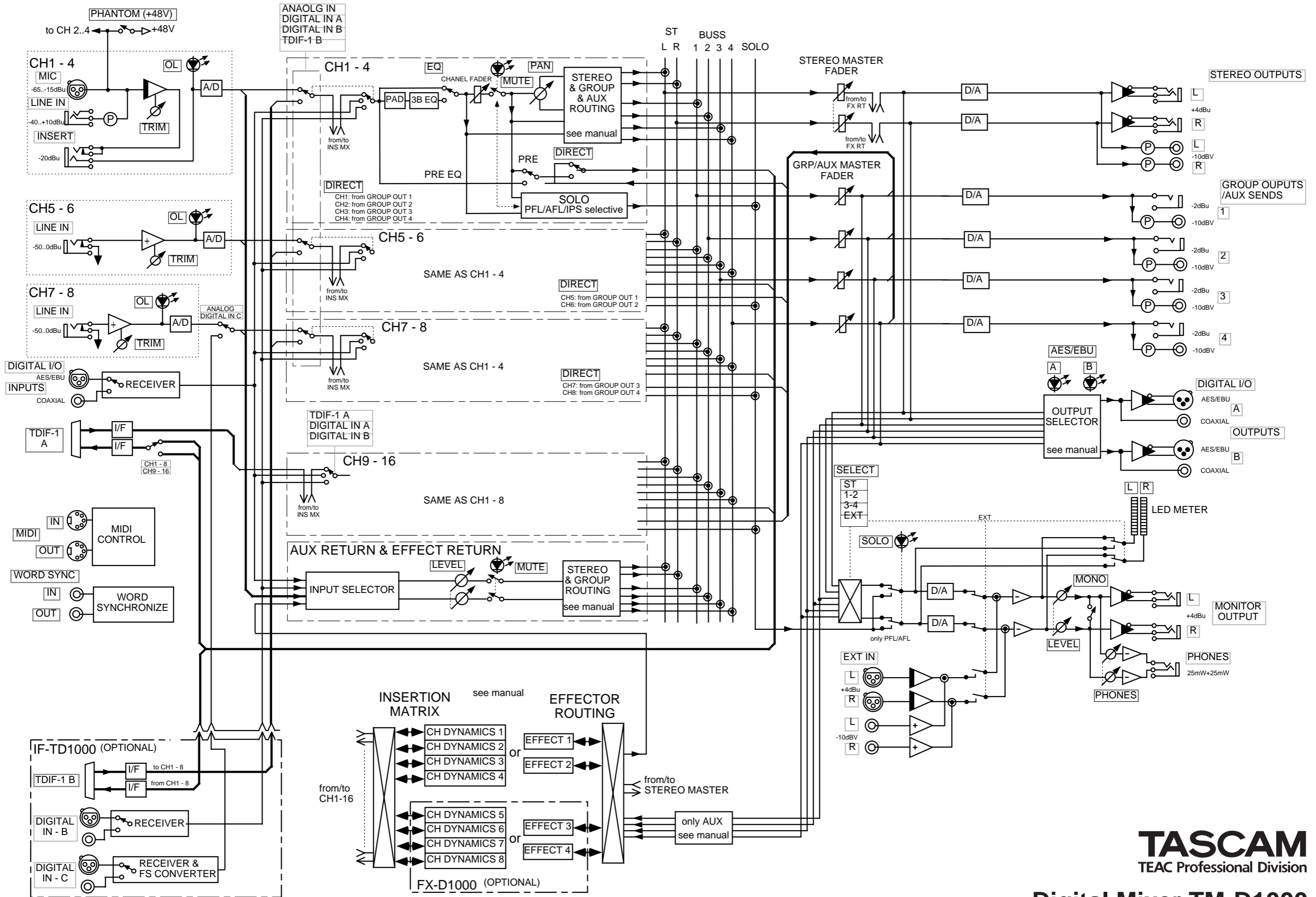
Physical characteristics

Dimensions (WxHxD)	443 x 100 x 425.1 (mm) 17.4 x 3.9 x 16.75 (in)
Weight	5.7 kg (12.5 lbs)
Power consumption	120V adapter PS-D1000 9 V, 50 W 230V adapter PS-D1000 9 V, 50 W



Digital Mixer TM-D1000

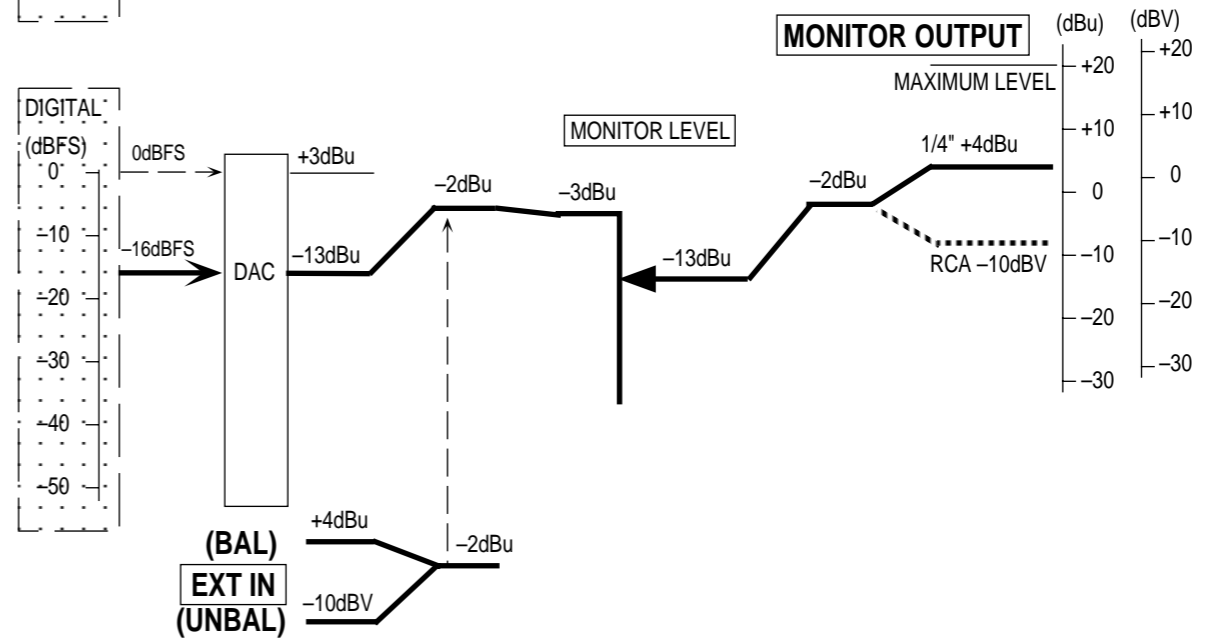
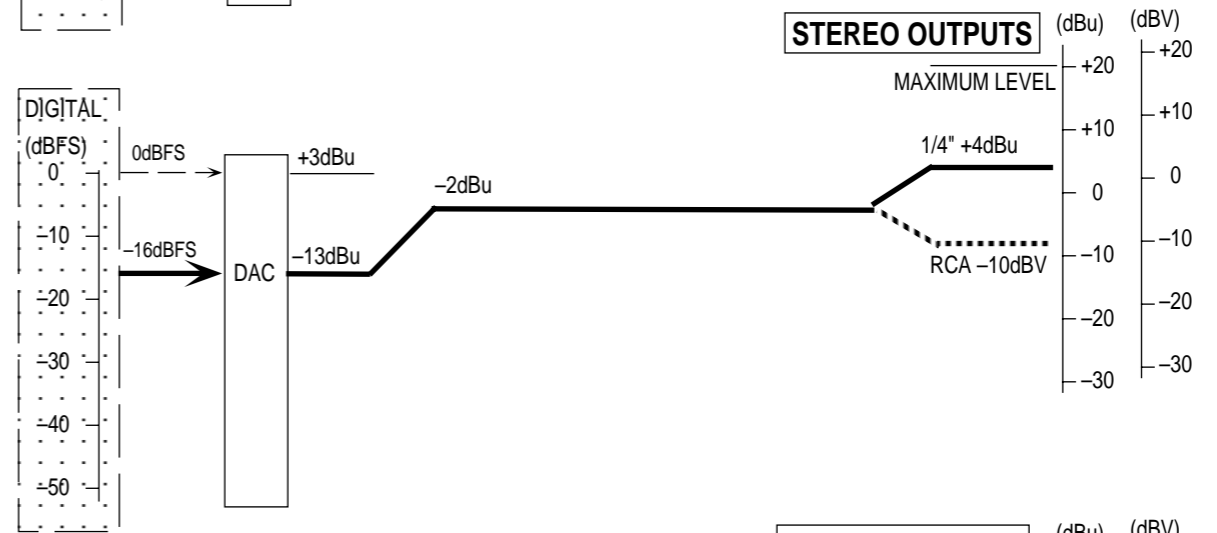
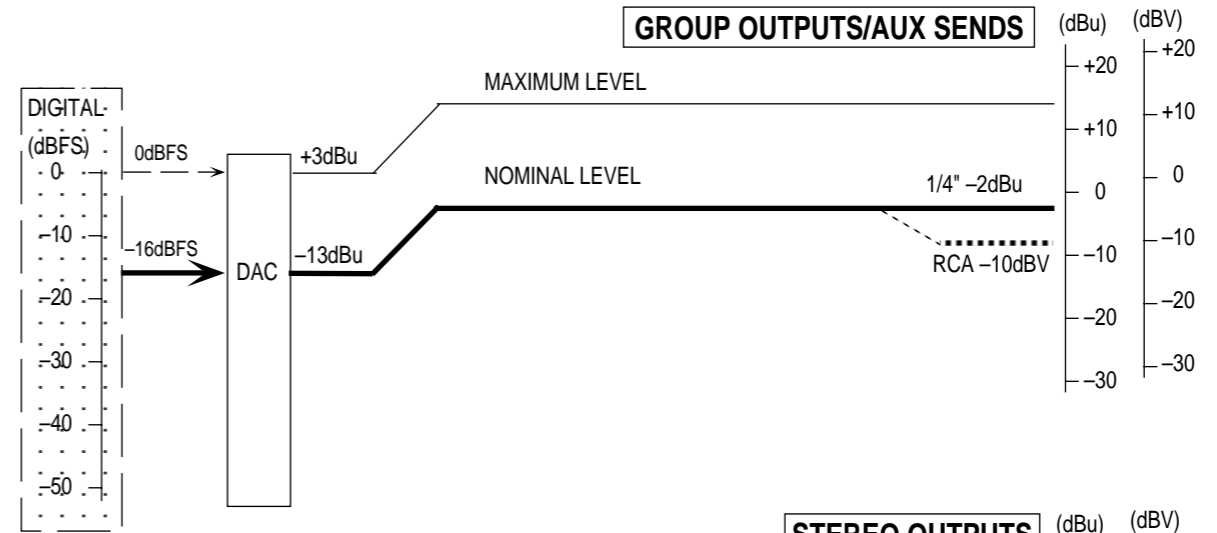
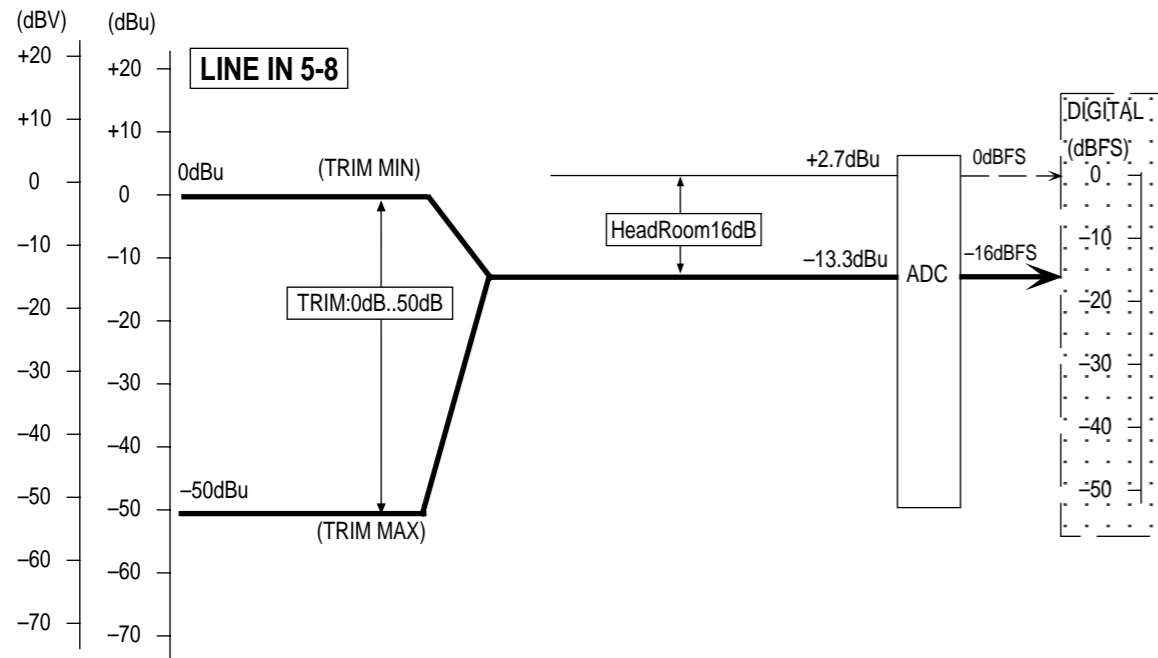
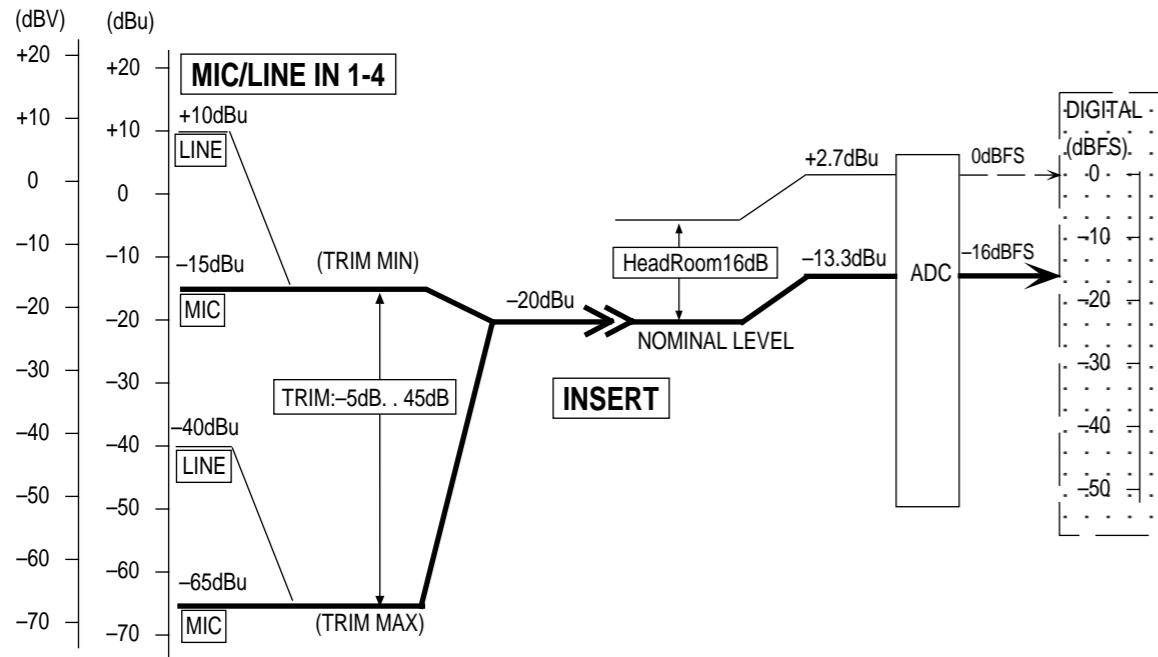
Brock Diagram



TASCAM
TEAC Professional Division

Digital Mixer TM-D1000

Level Diagram



NOTES: 0dBV = 1.0 Vrms
0dBu = 0.775 Vrms

TASCAM
TEAC Professional Division

Digital Mixer TM-D1000